

SB818P|F

Flyable Installation Subwoofer

- ▶ Compact design ideal for installs with floor space constraints or specific aesthetic demands
- ▶ Cable chases for concealed wiring and rigging
- ▶ 5.3in Voice Coil Driver

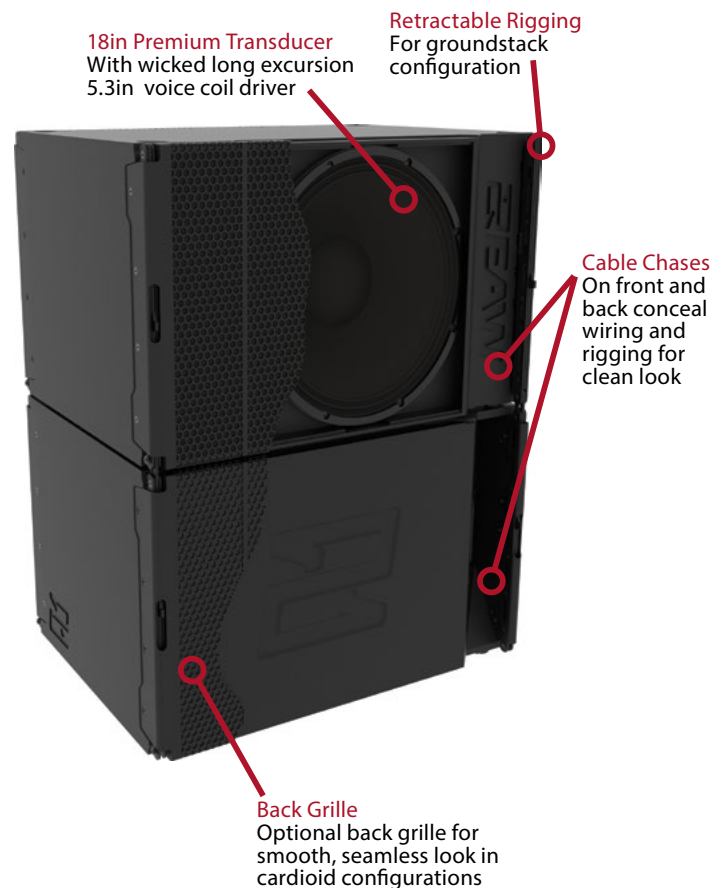


OVERVIEW

The SB818P|F is a high output, mid-size subwoofer system. SB series subwoofers are the choice where the best sonic performance, highest reliability, and most robust physical construction are required.

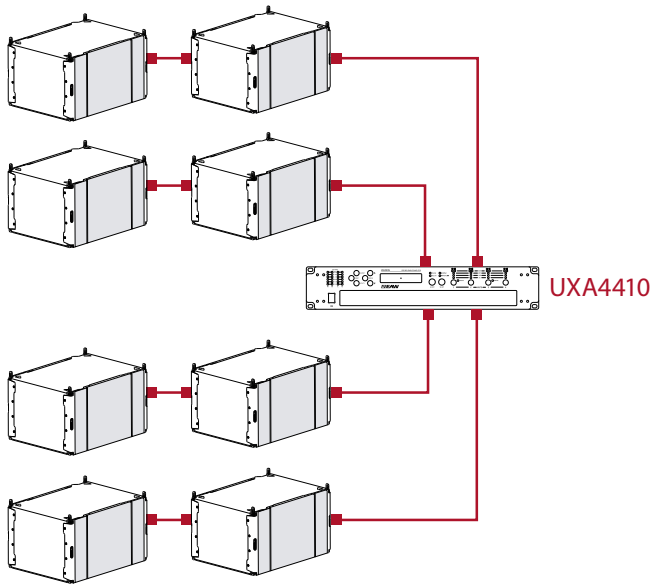
SB818P|F is direct radiating with an optimally tuned vented enclosure. Top quality drivers developed in concert with EAW engineering to provide the highest output and best sonic performance. Powerful neodymium transducers with tremendous motor strength reduce system weight and increase output response at all output levels. EAW engineers have tailored digital signal processing for optimum LF response.

The versatile, all-purpose SB818P|F subwoofer works well with most full-range loudspeakers in a variety of applications. It is designed for permanent installation where the fatter-sounding output of an 18 inch driver is desired. Additionally, the SB818P|F is flyable and ultra-compact, ideal for installs or other applications with minimal floor space for subwoofers.



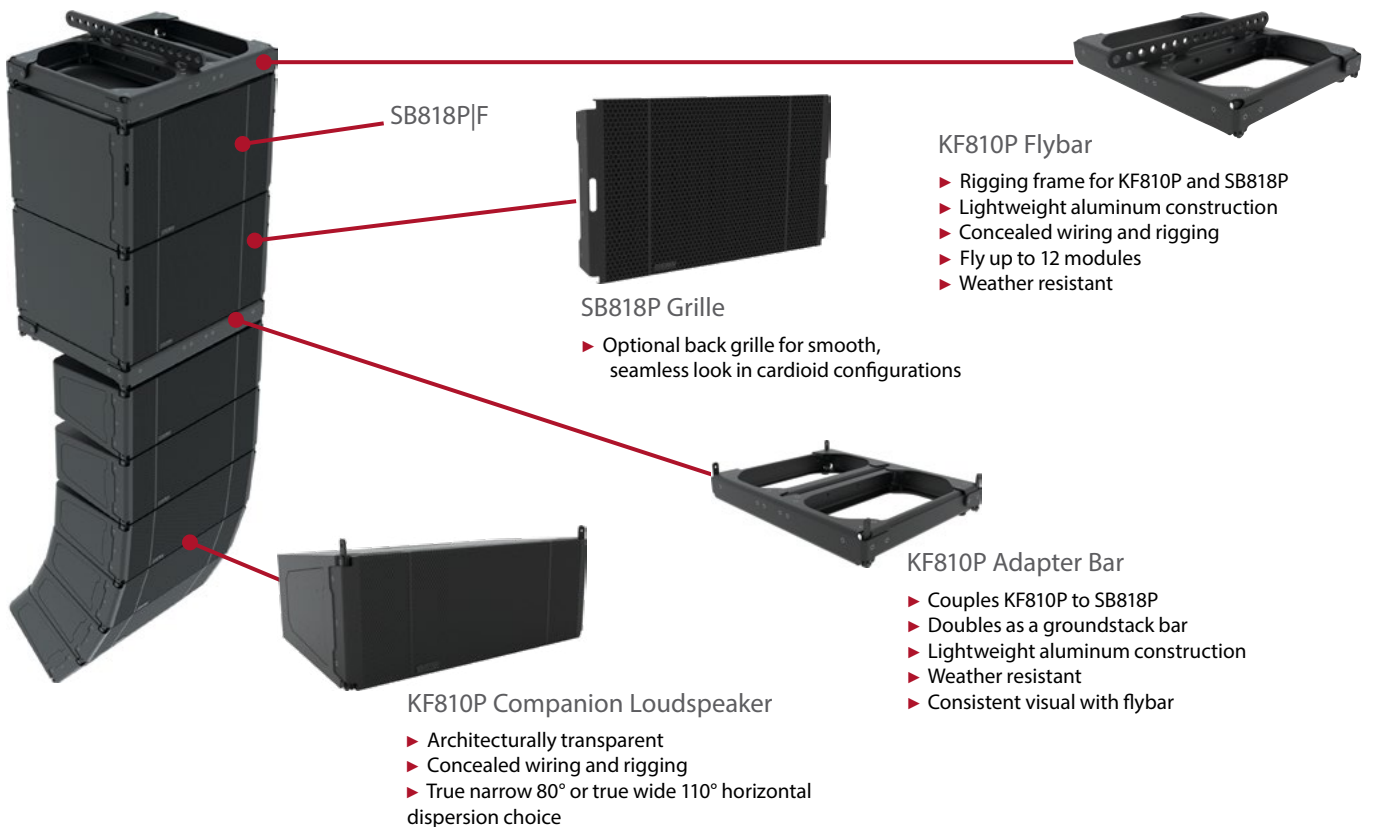
SB818P|F Subwoofer

RECOMMENDED AMPLIFIER CONFIGURATION FOR SB818P|F



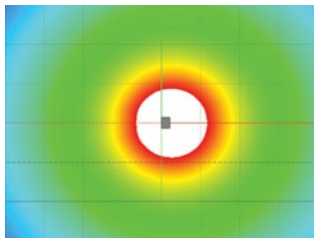
MODEL	PER CHANNEL	PER AMPLIFIER
UXA4810	Not Recommended	
UXA4406	1	4
UXA4410	2	8

RIGGING CONFIGURATION



CARDIOID CONFIGURATIONS

Omni

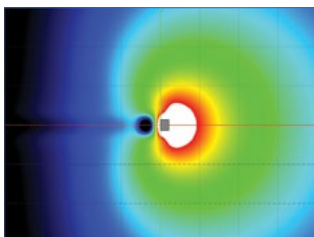


1 octave at 63Hz

Cardioid



*shown without optional back grille



1 octave at 63Hz

TECHNICAL SPECIFICATIONS

SINGLE DRIVER 18IN SUBWOOFER

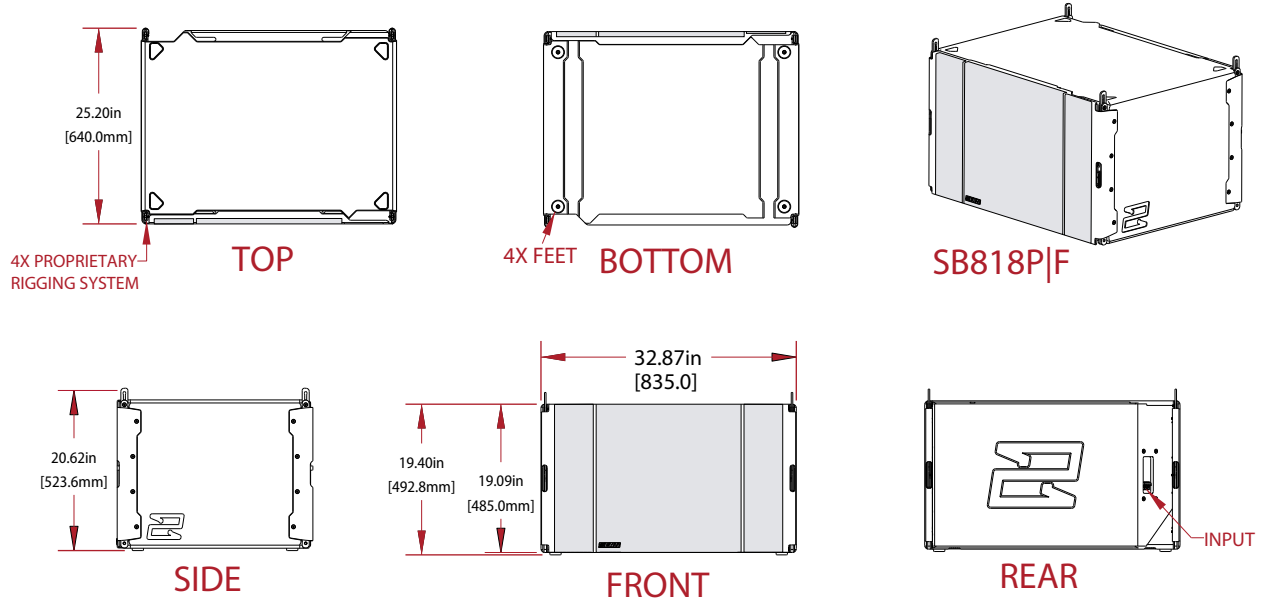
PERFORMANCE		
Max SPL ¹	137dB	
Operating Range ²	32Hz-124Hz	
Nominal Beamwidth ³	Horizontal 360°	Vertical 360°
RMS Power Handling ⁴	1800W	
Input Impedance LF ⁵	8Ω	
CONFIGURATION		
Subsystem LF	Transducer	Loading
	1x18in, 5.3in Voice Coil	Vented
Operating Mode	Amplifier Channels	External Signal Processing
	Single-amp	1
PHYSICAL		
Physical/Rigging	4-Point Integrated Rigging	
Dimensions (H×W×D)	19.4 x 32.9 x 25.2in (493 × 835 × 640mm)	
Net Weight	114lbs (51.8kg)	
Shipping Weight	125lbs (57kg)	
Flyware	KF810P FLYBAR/ADAPTERBAR - SEE RESOLUTION	
Connector Type	Pluggable terminal block connector	
ORDERING DATA		
Part Numbers:	Black	White
SB818P F	2070134-90	2070180-90
Accessories		
SB818P GRILLE	2070346-90	2070347-90
KF810P FLYBAR	2070266-90	2070328-90
KF810P ADAPTER	2070352-90	2070360-90
KF810P 80	2070007-90	2070132-90
KF810P 110	2070120-90	2070131-90

NOTES

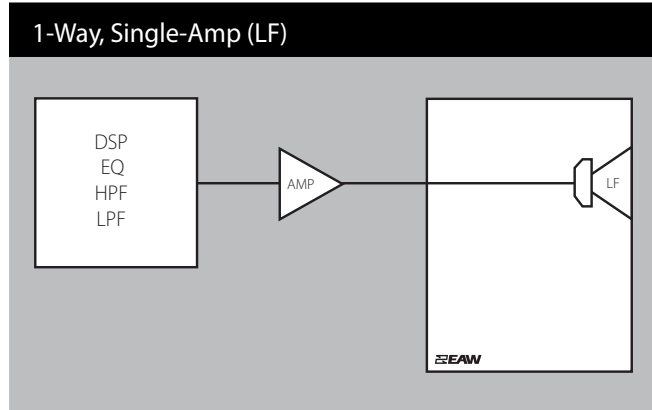
- 1 Calculated max SPL at 1m with 4:1 (12dB) crest factor pink noise. Specified as whole space (free field) for full range loudspeakers, half space for subwoofers.
- 2 Operating Range: Range where the processed Frequency Response stays within -10 dB SPL of the power averaged SPL within this range; measured on the geometric axis. Narrow band dips are excepted.
- 3 Nominal Beamwidth: Design angle for the -6 dB SPL points, referenced to 0 dB SPL as the highest level.
- 4 Accelerated Life Test: Maximum test input voltage applied with an EIA-426B defined spectrum; measured with recommended signal processing and Recommended Protection Filter.
- 5 Nominal Impedance: Selected 4, 8, or 16 ohm resistance such that the minimum impedance point is no more than 20% below this resistance over the Operating Range.

SB818P|F Subwoofer

DETAILED DIMENSIONS



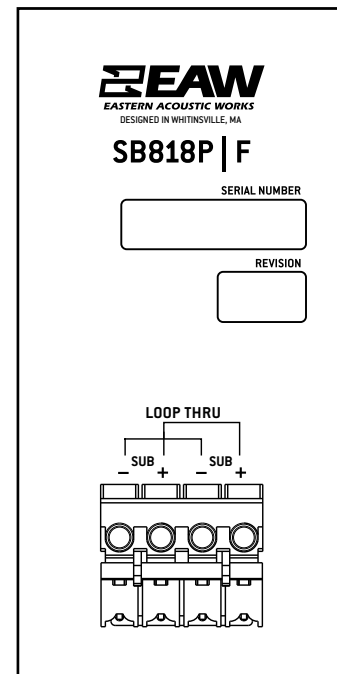
SIGNAL DIAGRAM



Signal Diagram Abbreviations & Definitions

DSP	User-supplied Digital Signal Processor
HPF	High Pass Filter for crossover or specified High Pass Filter
LPF	Low Pass Filter for crossover
LF/MF/HF	Low Frequency / Mid Frequency / High Frequency
AMP	User Supplied Power Amplifier
XVR	Passive LPFs, HPFs, and EQ integral to the loudspeaker

INPUT PANEL



EAW
EASTERN ACOUSTIC WORKS®

One Main Street
Whitinsville, MA 01588
Tel 800 992 5013 / +1 508 234 6158

www.eaw.com

