

User's Manual (Detailed)
Operating Guide - Technical
020-001583-01

DS Series

LWU900-DS, LHD878-DS, LWU755-DS

CHRISTIE®

LWU900-DS/LHD878-DS/LWU755-DS

User's Manual (detailed)

Operating Guide – Technical

Supported signals for COMPUTER IN

| Resolution (H x V) | Signal mode | H. frequency (kHz) | V. frequency (Hz) | Rating | FRAME LOCK |
|--------------------|-----------------------------------|--------------------|-------------------|--------|------------|
| 720 x 400 | TEXT | 37.9 | 85 | VESA | |
| 640 x 480 | VGA (60Hz) | 31.5 | 59.9 | VESA | ○ |
| | VGA (72Hz) | 37.9 | 72.8 | VESA | |
| | VGA (75Hz) | 37.5 | 75 | VESA | |
| | VGA (85Hz) | 43.3 | 85 | VESA | |
| 800 x 600 | SVGA (56Hz) | 35.2 | 56.3 | VESA | |
| | SVGA (60Hz) | 37.9 | 60.3 | VESA | ○ |
| | SVGA (72Hz) | 48.1 | 72.2 | VESA | |
| | SVGA (75Hz) | 46.9 | 75 | VESA | |
| | SVGA (85Hz) | 53.7 | 85.1 | VESA | |
| 832 x 624 | Mac 16" mode | 49.7 | 74.5 | | |
| 1024 x 768 | XGA (60Hz) | 48.4 | 60 | VESA | ○ |
| | XGA (70Hz) | 56.5 | 70.1 | VESA | |
| | XGA (75Hz) | 60 | 75 | VESA | |
| | XGA (85Hz) | 68.7 | 85 | VESA | |
| 1152 x 864 | 1152 x 864 (75Hz) | 67.5 | 75 | VESA | |
| 1280 x 768 | W-XGA (60Hz) | 47.7 | 60 | VESA | ○ |
| 1280 x 800 | 1280 x 800 (60Hz) | 49.7 | 60 | VESA | ○ |
| 1280 x 1024 | SXGA (60Hz) | 64 | 60 | VESA | ○ |
| | SXGA (75Hz) | 80 | 75 | VESA | |
| | SXGA (85Hz) | 91.1 | 85 | VESA | |
| *1 1366 x 768 | WXGA (60Hz) | 47.7 | 59.8 | VESA | ○ |
| 1440 x 900 | WXGA+ (60Hz) | 55.9 | 59.9 | VESA | ○ |
| 1600 x 900 | WXGA++ (60Hz) | 60 | 60 | VESA | ○ |
| 1680 x 1050 | WSXGA+ (60Hz) | 65.3 | 60 | VESA | ○ |
| 1600 x 1200 | UXGA (60Hz) | 75 | 60 | VESA | ○ |
| 1920 x 1080 | Full HD (60Hz) | 67.5 | 60 | VESA | ○ |
| *2 1920 x 1200 | W-UXGA (60Hz) Reduced Blanking | 74 | 60 | VESA | ○ |

*1) Supported except for [WUXGA Model]

*2) Only for [WUXGA Model]

(continued on next page)

Supported signals

Supported signals for HDMI1

| Resolution (H x V) | Signal mode | H. frequency (kHz) | V. frequency (Hz) | Rating | FRAME LOCK |
|-----------------------|-----------------------------------|-----------------------|----------------------|--------|---------------|
| 720 x 400 | TEXT | 37.9 | 85 | VESA | |
| 640 x 480 | VGA (60Hz) | 31.5 | 59.9 | VESA | ○ |
| | VGA (72Hz) | 37.9 | 72.8 | VESA | |
| | VGA (75Hz) | 37.5 | 75 | VESA | |
| | VGA (85Hz) | 43.3 | 85 | VESA | |
| 800 x 600 | SVGA (56Hz) | 35.2 | 56.3 | VESA | |
| | SVGA (60Hz) | 37.9 | 60.3 | VESA | ○ |
| | SVGA (72Hz) | 48.1 | 72.2 | VESA | |
| | SVGA (75Hz) | 46.9 | 75 | VESA | |
| | SVGA (85Hz) | 53.7 | 85.1 | VESA | |
| 832 x 624 | Mac 16" mode | 49.7 | 74.5 | | |
| 1024 x 768 | XGA (60Hz) | 48.4 | 60 | VESA | ○ |
| | XGA (70Hz) | 56.5 | 70.1 | VESA | |
| | XGA (75Hz) | 60 | 75 | VESA | |
| | XGA (85Hz) | 68.7 | 85 | VESA | |
| 1152 x 864 | 1152 x 864 (75Hz) | 67.5 | 75 | VESA | |
| 1280 x 768 | W-XGA (60Hz) | 47.7 | 60 | VESA | ○ |
| 1280 x 800 | 1280 x 800 (60Hz) | 49.7 | 60 | VESA | ○ |
| 1280 x 1024 | SXGA (60Hz) | 64 | 60 | VESA | ○ |
| | SXGA (75Hz) | 80 | 75 | VESA | |
| | SXGA (85Hz) | 91.1 | 85 | VESA | |
| 1366 x 768 | WXGA (60Hz) | 47.7 | 59.8 | VESA | ○ |
| 1440 x 900 | WXGA+ (60Hz) | 55.9 | 59.9 | VESA | ○ |
| 1600 x 900 | WXGA++ (60Hz) | 60 | 60 | VESA | ○ |
| 1400 x 1050 | SXGA+ (60Hz) | 65.2 | 60 | VESA | ○ |
| 1680 x 1050 | WSXGA+ (60Hz) | 65.3 | 60 | VESA | ○ |
| 1600 x 1200 | UXGA (60Hz) | 75 | 60 | VESA | ○ |
| * 1920 x 1200 | W-UXGA (60Hz) Reduced Blanking | 74 | 60 | VESA | ○ |

*) Only for [WUXGA Model]

(continued on next page)

Supported signals for HDMI1

| Resolution (H x V) | Signal mode | H. frequency (kHz) | V. frequency (Hz) | Rating | FRAME LOCK |
|--------------------|-------------------|--------------------|-------------------|--------|------------|
| 720(1440) x 480i | 480i | 15.7 | 60 | CEA | ○ |
| 720(1440) x 576i | 576i | 15.6 | 50 | CEA | ○ |
| 720 x 480p | 480p | 31.5 | 60 | CEA | ○ |
| 720 x 576p | 576p | 31.3 | 50 | CEA | ○ |
| 1280 x 720p | 720p (50Hz) | 37.5 | 50 | CEA | ○ |
| | 720p (60Hz) | 45 | 60 | CEA | ○ |
| 1920 x 1080i | 1080i (50Hz) | 28.1 | 50 | CEA | ○ |
| | 1080i (60Hz) | 33.8 | 60 | CEA | ○ |
| 1920 x 1080p | 1080p (50Hz) | 56.3 | 50 | CEA | ○ |
| | 1080p (60Hz) | 67.5 | 60 | CEA | ○ |
| 3840 x 2160p | 4K (24Hz) | 54 | 24 | CEA | ○ |
| | 4K (25Hz) | 56.3 | 25 | CEA | ○ |
| | 4K (30Hz) | 67.5 | 30 | CEA | ○ |
| | 4K (50Hz) | 112.5 | 50 | CEA | ○ |
| | 4K (60Hz) | 135 | 60 | CEA | ○ |
| 4096 x 2160p | 4K (SMPTE) (24Hz) | 54 | 24 | CEA | ○ |
| | 4K (SMPTE) (25Hz) | 56.3 | 25 | CEA | ○ |
| | 4K (SMPTE) (30Hz) | 67.5 | 30 | CEA | ○ |
| | 4K (SMPTE) (50Hz) | 112.5 | 50 | CEA | ○ |
| | 4K (SMPTE) (60Hz) | 135 | 60 | CEA | ○ |

(continued on next page)

Supported signals for HDMI2

| Resolution (H x V) | Signal mode | H. frequency (kHz) | V. frequency (Hz) | Rating | FRAME LOCK |
|--------------------|-----------------------------------|-----------------------|----------------------|--------|---------------|
| 720 x 400 | TEXT | 37.9 | 85 | VESA | |
| 640 x 480 | VGA (60Hz) | 31.5 | 59.9 | VESA | ○ |
| | VGA (72Hz) | 37.9 | 72.8 | VESA | |
| | VGA (75Hz) | 37.5 | 75 | VESA | |
| | VGA (85Hz) | 43.3 | 85 | VESA | |
| 800 x 600 | SVGA (56Hz) | 35.2 | 56.3 | VESA | |
| | SVGA (60Hz) | 37.9 | 60.3 | VESA | ○ |
| | SVGA (72Hz) | 48.1 | 72.2 | VESA | |
| | SVGA (75Hz) | 46.9 | 75 | VESA | |
| | SVGA (85Hz) | 53.7 | 85.1 | VESA | |
| 832 x 624 | Mac 16" mode | 49.7 | 74.5 | | |
| 1024 x 768 | XGA (60Hz) | 48.4 | 60 | VESA | ○ |
| | XGA (70Hz) | 56.5 | 70.1 | VESA | |
| | XGA (75Hz) | 60 | 75 | VESA | |
| | XGA (85Hz) | 68.7 | 85 | VESA | |
| 1152 x 864 | 1152 x 864 (75Hz) | 67.5 | 75 | VESA | |
| 1280 x 768 | W-XGA (60Hz) | 47.7 | 60 | VESA | ○ |
| 1280 x 800 | 1280 x 800 (60Hz) | 49.7 | 60 | VESA | ○ |
| 1280 x 1024 | SXGA (60Hz) | 64 | 60 | VESA | ○ |
| | SXGA (75Hz) | 80 | 75 | VESA | |
| | SXGA (85Hz) | 91.1 | 85 | VESA | |
| 1366 x 768 | WXGA (60Hz) | 47.7 | 59.8 | VESA | ○ |
| 1440 x 900 | WXGA+ (60Hz) | 55.9 | 59.9 | VESA | ○ |
| 1600 x 900 | WXGA++ (60Hz) | 60 | 60 | VESA | ○ |
| 1400 x 1050 | SXGA+ (60Hz) | 65.2 | 60 | VESA | ○ |
| 1680 x 1050 | WSXGA+ (60Hz) | 65.3 | 60 | VESA | ○ |
| 1600 x 1200 | UXGA (60Hz) | 75 | 60 | VESA | ○ |
| * 1920 x 1200 | W-UXGA (60Hz) Reduced Blanking | 74 | 60 | VESA | ○ |

*) Only for [WUXGA Model]

(continued on next page)

Supported signals for HDMI2

| Resolution (H x V) | Signal mode | H. frequency (kHz) | V. frequency (Hz) | Rating | FRAME LOCK |
|--------------------|--------------|--------------------|-------------------|--------|------------|
| 720(1440) x 480i | 480i | 15.7 | 60 | CEA | ○ |
| 720(1440) x 576i | 576i | 15.6 | 50 | CEA | ○ |
| 720 x 480p | 480p | 31.5 | 60 | CEA | ○ |
| 720 x 576p | 576p | 31.3 | 50 | CEA | ○ |
| 1280 x 720p | 720p (50Hz) | 37.5 | 50 | CEA | ○ |
| | 720p (60Hz) | 45 | 60 | CEA | ○ |
| 1920 x 1080i | 1080i (50Hz) | 28.1 | 50 | CEA | ○ |
| | 1080i (60Hz) | 33.8 | 60 | CEA | ○ |
| 1920 x 1080p | 1080p (50Hz) | 56.3 | 50 | CEA | ○ |
| | 1080p (60Hz) | 67.5 | 60 | CEA | ○ |

(continued on next page)

Supported signals for HDBaseT

| Resolution (H x V) | Signal mode | H. frequency (kHz) | V. frequency (Hz) | Rating | FRAME LOCK |
|--------------------|-----------------------------------|-----------------------|----------------------|--------|---------------|
| 720 x 400 | TEXT | 37.9 | 85 | VESA | |
| 640 x 480 | VGA (60Hz) | 31.5 | 59.9 | VESA | ○ |
| | VGA (72Hz) | 37.9 | 72.8 | VESA | |
| | VGA (75Hz) | 37.5 | 75 | VESA | |
| | VGA (85Hz) | 43.3 | 85 | VESA | |
| 800 x 600 | SVGA (56Hz) | 35.2 | 56.3 | VESA | |
| | SVGA (60Hz) | 37.9 | 60.3 | VESA | ○ |
| | SVGA (72Hz) | 48.1 | 72.2 | VESA | |
| | SVGA (75Hz) | 46.9 | 75 | VESA | |
| | SVGA (85Hz) | 53.7 | 85.1 | VESA | |
| 832 x 624 | Mac 16" mode | 49.7 | 74.5 | | |
| 1024 x 768 | XGA (60Hz) | 48.4 | 60 | VESA | ○ |
| | XGA (70Hz) | 56.5 | 70.1 | VESA | |
| | XGA (75Hz) | 60 | 75 | VESA | |
| | XGA (85Hz) | 68.7 | 85 | VESA | |
| 1152 x 864 | 1152 x 864 (75Hz) | 67.5 | 75 | VESA | |
| 1280 x 768 | W-XGA (60Hz) | 47.7 | 60 | VESA | ○ |
| 1280 x 800 | 1280 x 800 (60Hz) | 49.7 | 60 | VESA | ○ |
| 1280 x 1024 | SXGA (60Hz) | 64 | 60 | VESA | ○ |
| | SXGA (75Hz) | 80 | 75 | VESA | |
| | SXGA (85Hz) | 91.1 | 85 | VESA | |
| 1366 x 768 | WXGA (60Hz) | 47.7 | 59.8 | VESA | ○ |
| 1440 x 900 | WXGA+ (60Hz) | 55.9 | 59.9 | VESA | ○ |
| 1600 x 900 | WXGA++ (60Hz) | 60 | 60 | VESA | ○ |
| 1400 x 1050 | SXGA+ (60Hz) | 65.2 | 60 | VESA | ○ |
| 1680 x 1050 | WSXGA+ (60Hz) | 65.3 | 60 | VESA | ○ |
| 1600 x 1200 | UXGA (60Hz) | 75 | 60 | VESA | ○ |
| * 1920 x 1200 | W-UXGA (60Hz) Reduced Blanking | 74 | 60 | VESA | ○ |

*) Only for [WUXGA Model]

(continued on next page)

Supported signals for HDBaseT

| Resolution (H x V) | Signal mode | H. frequency (kHz) | V. frequency (Hz) | Rating | FRAME LOCK |
|--------------------|-------------------|--------------------|-------------------|--------|------------|
| 720(1440) x 480i | 480i | 15.7 | 60 | CEA | ○ |
| 720(1440) x 576i | 576i | 15.6 | 50 | CEA | ○ |
| 720 x 480p | 480p | 31.5 | 60 | CEA | ○ |
| 720 x 576p | 576p | 31.3 | 50 | CEA | ○ |
| 1280 x 720p | 720p (50Hz) | 37.5 | 50 | CEA | ○ |
| | 720p (60Hz) | 45 | 60 | CEA | ○ |
| 1920 x 1080i | 1080i (50Hz) | 28.1 | 50 | CEA | ○ |
| | 1080i (60Hz) | 33.8 | 60 | CEA | ○ |
| 1920 x 1080p | 1080p (50Hz) | 56.3 | 50 | CEA | ○ |
| | 1080p (60Hz) | 67.5 | 60 | CEA | ○ |
| 3840 x 2160p | 4K (24Hz) | 54 | 24 | CEA | ○ |
| | 4K (25Hz) | 56.3 | 25 | CEA | ○ |
| | 4K (30Hz) | 67.5 | 30 | CEA | ○ |
| | 4K (50Hz) | 112.5 | 50 | CEA | ○ |
| | 4K (60Hz) | 135 | 60 | CEA | ○ |
| 4096 x 2160p | 4K (SMPTE) (24Hz) | 54 | 24 | CEA | ○ |
| | 4K (SMPTE) (25Hz) | 56.3 | 25 | CEA | ○ |
| | 4K (SMPTE) (30Hz) | 67.5 | 30 | CEA | ○ |
| | 4K (SMPTE) (50Hz) | 112.5 | 50 | CEA | ○ |
| | 4K (SMPTE) (60Hz) | 135 | 60 | CEA | ○ |

(continued on next page)

Supported signals

Supported signals for DisplayPort

| Resolution (H x V) | Signal mode | H. frequency (kHz) | V. frequency (Hz) | Rating | FRAME LOCK |
|--------------------|-----------------------------------|--------------------|-------------------|--------|------------|
| 720 x 400 | TEXT | 37.9 | 85 | VESA | |
| 640 x 480 | VGA (60Hz) | 31.5 | 59.9 | VESA | ○ |
| | VGA (72Hz) | 37.9 | 72.8 | VESA | |
| | VGA (75Hz) | 37.5 | 75 | VESA | |
| | VGA (85Hz) | 43.3 | 85 | VESA | |
| 800 x 600 | SVGA (56Hz) | 35.2 | 56.3 | VESA | |
| | SVGA (60Hz) | 37.9 | 60.3 | VESA | ○ |
| | SVGA (72Hz) | 48.1 | 72.2 | VESA | |
| | SVGA (75Hz) | 46.9 | 75 | VESA | |
| | SVGA (85Hz) | 53.7 | 85.1 | VESA | |
| 832 x 624 | Mac 16" mode | 49.7 | 74.5 | | |
| 1024 x 768 | XGA (60Hz) | 48.4 | 60 | VESA | ○ |
| | XGA (70Hz) | 56.5 | 70.1 | VESA | |
| | XGA (75Hz) | 60 | 75 | VESA | |
| | XGA (85Hz) | 68.7 | 85 | VESA | |
| 1152 x 864 | 1152 x 864 (75Hz) | 67.5 | 75 | VESA | |
| 1280 x 768 | W-XGA (60Hz) | 47.7 | 60 | VESA | ○ |
| 1280 x 800 | 1280 x 800 (60Hz) | 49.7 | 60 | VESA | ○ |
| 1280 x 1024 | SXGA (60Hz) | 64 | 60 | VESA | ○ |
| | SXGA (75Hz) | 80 | 75 | VESA | |
| | SXGA (85Hz) | 91.1 | 85 | VESA | |
| 1366 x 768 | WXGA (60Hz) | 47.7 | 59.8 | VESA | ○ |
| 1440 x 900 | WXGA+ (60Hz) | 55.9 | 59.9 | VESA | ○ |
| 1600 x 900 | WXGA++ (60Hz) | 60 | 60 | VESA | ○ |
| 1400 x 1050 | SXGA+ (60Hz) | 65.2 | 60 | VESA | ○ |
| 1680 x 1050 | WSXGA+ (60Hz) | 65.3 | 60 | VESA | ○ |
| 1600 x 1200 | UXGA (60Hz) | 75 | 60 | VESA | ○ |
| * 1920 x 1200 | W-UXGA (60Hz) Reduced Blanking | 74 | 60 | VESA | ○ |

*) Only for [WUXGA Model]

(continued on next page)

Supported signals for DisplayPort

| Resolution (H x V) | Signal mode | H. frequency (kHz) | V. frequency (Hz) | Rating | FRAME LOCK |
|--------------------|-------------------|--------------------|-------------------|--------|------------|
| 720 x 480p | 480p | 31.5 | 60 | CEA | ○ |
| 720 x 576p | 576p | 31.3 | 50 | CEA | ○ |
| 1280 x 720p | 720p (50Hz) | 37.5 | 50 | CEA | ○ |
| | 720p (60Hz) | 45 | 60 | CEA | ○ |
| 1920 x 1080i | 1080i (50Hz) | 28.1 | 50 | CEA | ○ |
| | 1080i (60Hz) | 33.8 | 60 | CEA | ○ |
| 1920 x 1080p | 1080p (50Hz) | 56.3 | 50 | CEA | ○ |
| | 1080p (60Hz) | 67.5 | 60 | CEA | ○ |
| 3840 x 2160p | 4K (24Hz) | 54 | 24 | CEA | ○ |
| | 4K (25Hz) | 56.3 | 25 | CEA | ○ |
| | 4K (30Hz) | 67.5 | 30 | CEA | ○ |
| 4096 x 2160p | 4K (SMPTE) (24Hz) | 54 | 24 | CEA | ○ |

(continued on next page)

Supported signals

Supported signals for SDI

| Resolution (H x V) | Signal mode | H. frequency (kHz) | V. frequency (Hz) | Rating | FRAME LOCK |
|--------------------|--------------|--------------------|-------------------|--------|------------|
| 720 x 480i | 480i | 15.7 | 60 | SMPTE | ○ |
| 720 x 576i | 576i | 15.6 | 50 | SMPTE | ○ |
| 1280 x 720p | 720p (50Hz) | 37.5 | 50 | SMPTE | ○ |
| | 720p (60Hz) | 45 | 60 | SMPTE | ○ |
| 1920 x 1080i | 1080i (50Hz) | 28.1 | 50 | SMPTE | ○ |
| | 1080i (60Hz) | 33.8 | 60 | SMPTE | ○ |
| 1920 x 1080sf | 1080i (25Hz) | 28.1 | 50 | SMPTE | ○ |
| | 1080i (30Hz) | 33.8 | 60 | SMPTE | ○ |
| 1920 x 1080p | 1080p (50Hz) | 56.3 | 50 | SMPTE | ○ |
| | 1080p (60Hz) | 67.5 | 60 | SMPTE | ○ |

Only support 3G-SDI Level-A signal.

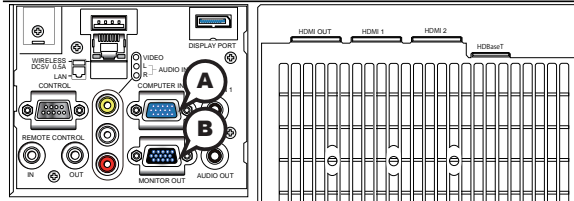
NOTE

- Be sure to check jack type, signal level, timing and resolution before connecting this projector to a PC.
- Some PCs may have multiple display screen modes. Use of some of these modes is not possible with this projector.
- Depending on the input signal, full-size display may not be possible in some cases. Refer to the number of display pixels above.
- The signal is converted to the projector's panel resolution before being displayed. The best display performance is achieved if the resolutions of the input signal and projector panel are identical.
- Automatic adjustment may not function correctly with some input signals.
- The image may not be displayed correctly when the input sync signal is a composite sync or a sync on G.
- The illustrations in this manual are for illustrative purposes. They may differ slightly from your projector.

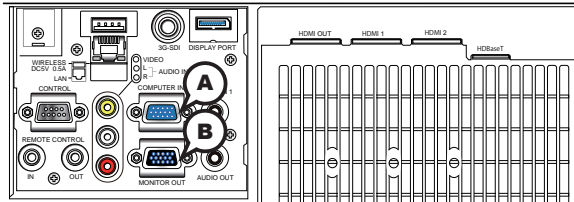
Connection to the ports

NOTICE ▶ Use the cables with straight plugs, not L-shaped ones, as the input ports of the projector are recessed.
 ▶ Only the signal that is input from the **COMPUTER IN** can be output from the **MONITOR OUT** port.

LWU755-DS



LWU900-DS/LHD878-DS



ⒶCOMPUTER IN, ⒷMONITOR OUT

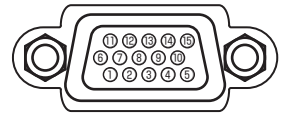
D-sub 15pin mini shrink jack

<Computer signal>

- Video signal: RGB separate, Analog, 0.7Vp-p, 75Ω terminated (positive)
- H/V. sync. signal: TTL level (positive/negative)
- Composite sync. signal: TTL level

<Component video signal>

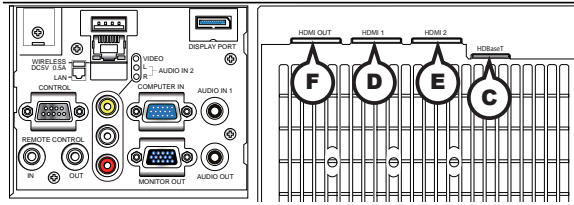
- Video signal: Y with composite sync, Analog, 1.0±0.1Vp-p, 75Ω terminated
 Cb/Pb, Analog, 0.7±0.1Vp-p, 75Ω terminated
 Cr/Pr, Analog, 0.7±0.1Vp-p 75Ω terminated
- System: 480i@60, 480p@60, 576i@50, 720p@50/60, 1080i@50/60, 1080p@50/60



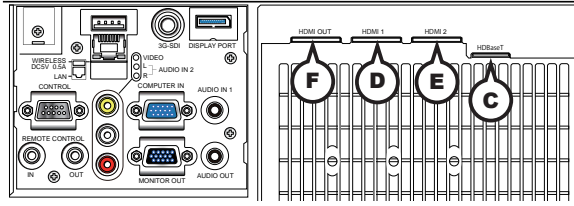
| Pin | Signal | Pin | Signal |
|-----|---------------------------|-----|---------------------------------------|
| 1 | Video Red, Cr/Pr | 9 | (No connection) |
| 2 | Video Green, Y | 10 | Ground |
| 3 | Video Blue, Cb/Pb | 11 | (No connection) |
| 4 | (No connection) | 12 | Ⓐ: SDA (DDC data) Ⓑ: (No connection) |
| 5 | Ground | 13 | H. sync / Composite sync. |
| 6 | Ground Red, Ground Cr/Pr | 14 | V. sync. |
| 7 | Ground Green, Ground Y | 15 | Ⓐ: SCL (DDC clock) Ⓑ: (No connection) |
| 8 | Ground Blue, Ground Cb/Pb | | |

Connection to the ports (continued)

LWU755-DS

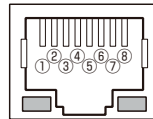


LWU900-DS/LHD878-DS



Ⓒ HDBaseT

RJ-45 jack

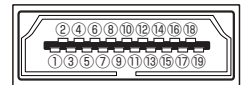


| Pin | Signal | Pin | Signal | Pin | Signal |
|-----|-----------|-----|-----------|-----|-----------|
| 1 | HDBaseT0+ | 4 | HDBaseT2+ | 7 | HDBaseT3+ |
| 2 | HDBaseT0- | 5 | HDBaseT2- | 8 | HDBaseT3- |
| 3 | HDBaseT1+ | 6 | HDBaseT1- | | |

Ⓓ HDMI 1, Ⓔ HDMI 2, Ⓕ HDMI OUT

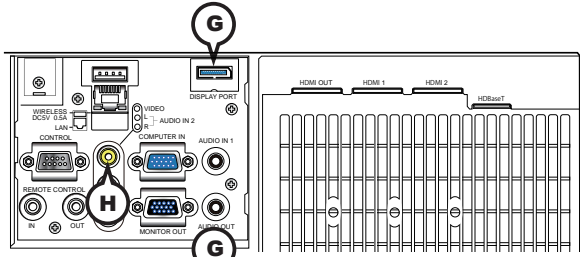
HDMI™ connector

- Audio signal: Linear PCM (Sampling rate; 32/44.1/48 kHz)

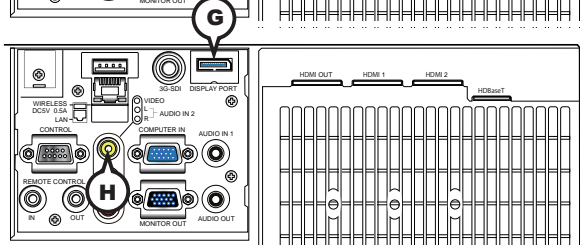


| Pin | Signal | Pin | Signal | Pin | Signal |
|-----|-----------------------|-----|---------------------------|-----|-----------------|
| 1 | T.M.D.S. Data2 + | 8 | T.M.D.S. Data0 Shield | 15 | SCL |
| 2 | T.M.D.S. Data2 Shield | 9 | T.M.D.S. Data0 - | 16 | SDA |
| 3 | T.M.D.S. Data2 - | 10 | T.M.D.S. Clock + | 17 | DDC/CEC Ground |
| 4 | T.M.D.S. Data1 + | 11 | T.M.D.S. Clock Shield | 18 | +5V Power |
| 5 | T.M.D.S. Data1 Shield | 12 | T.M.D.S. Clock - | 19 | Hot Plug Detect |
| 6 | T.M.D.S. Data1 - | 13 | CEC | | |
| 7 | T.M.D.S. Data0 + | 14 | Reserved (N.C. on device) | | |

LWU755-DS

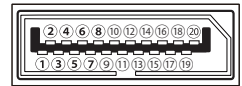


LWU900-DS/LHD878-DS



ⓐDisplayPort

DisplayPort connector



| Pin | Signal | Pin | Signal | Pin | Signal |
|-----|--------------------|-----|--------------------|-----|-----------------|
| 1 | Main Link Lane 3 - | 8 | GND | 15 | AUX CH + |
| 2 | GND | 9 | Main Link Lane 1 + | 16 | GND |
| 3 | Main Link Lane 3 + | 10 | Main Link Lane 0 - | 17 | AUX CH - |
| 4 | Main Link Lane 2 - | 11 | GND | 18 | Hot Plug Detect |
| 5 | GND | 12 | Main Link Lane 0 + | 19 | Return |
| 6 | Main Link Lane 2 + | 13 | CONFIG 1 | 20 | DP_PWR |
| 7 | Main Link Lane 1 - | 14 | CONFIG 2 | | |

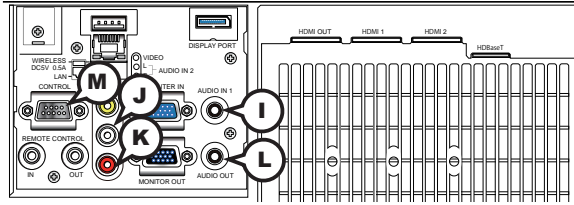
ⓓVIDEO

RCA jack

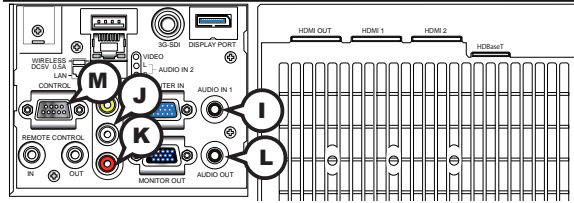
- Composite video signal, Analog, 1.0±0.1Vp-p, 75Ω terminator
- System: NTSC, PAL, SECAM, PAL-M, PAL-N, NTSC4.43, PAL(60Hz)

Connection to the ports (continued)

LWU755-DS



LWU900-DS/LHD878-DS



ⓐ AUDIO IN1

Ø3.5 stereo mini jack

- Analog, 47kΩ input impedance

AUDIO IN2 ⓑ, ⓓ

RCA jack x2

- Analog, 47kΩ input impedance

AUDIO OUT ⓔ


Ø3.5 stereo mini jack

- Analog, 1kΩ output impedance

Ⓜ CONTROL

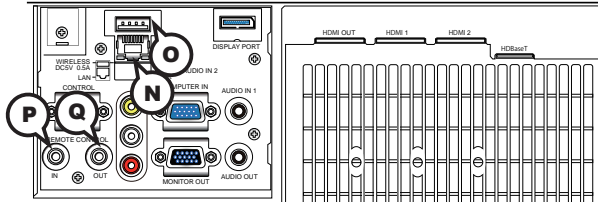
D-sub 9pin plug

* About the details of RS-232C communication, please refer to the next section.

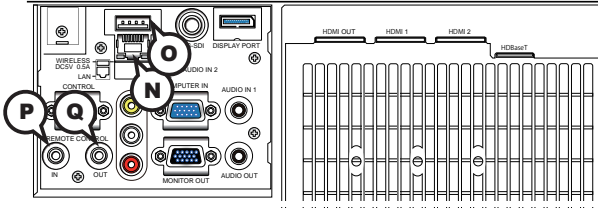


| Pin | Signal | Pin | Signal | Pin | Signal |
|-----|-----------------|-----|-----------------|-----|-----------------|
| 1 | (No connection) | 4 | (No connection) | 7 | RTS |
| 2 | RD | 5 | Ground | 8 | CTS |
| 3 | TD | 6 | (No connection) | 9 | (No connection) |

LWU755-DS



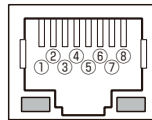
LWU900-DS/LHD878-DS



ⓃLAN

RJ-45 jack

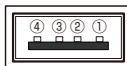
* About the details of network communication, please refer to the **Network Guide**.



| Pin | Signal | Pin | Signal | Pin | Signal |
|-----|--------|-----|--------|-----|--------|
| 1 | TX+ | 4 | - | 7 | - |
| 2 | TX- | 5 | - | 8 | - |
| 3 | RX+ | 6 | RX- | | |

ⓄWIRELESS PORT

Only for USB wireless adapter.



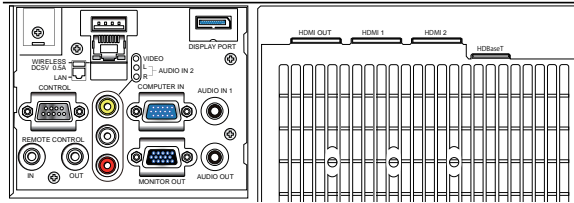
| Pin | Signal |
|-----|--------|
| 1 | +5V |
| 2 | - Data |
| 3 | + Data |
| 4 | Ground |

REMOTE CONTROL ⓅIN, ⓄOUT

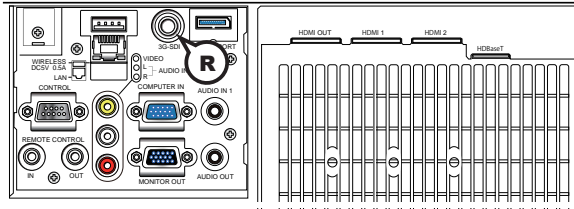
Ø3.5 stereo mini jack

Connection to the ports (continued)

LWU755-DS



LWU900-DS/LHD878-DS



R 3G-SDI

BNC jack

- SD/HD/3G-SDI signal, Digital, 0.8V±10%, 75Ω terminated
- System:

SD-SDI signal: conforming to SMPTE ST 259-C standard
 YCBCR 4:2:2 10-bit
 480i, 576i

Single link HD-SDI signal: conforming to SMPTE ST 292 standard
 YPBPR 4:2:2 10-bit
 720p@50/60, 1080i@50/60, 1080sf@25/30

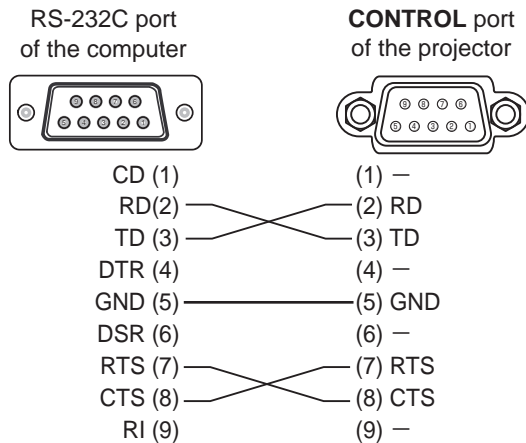
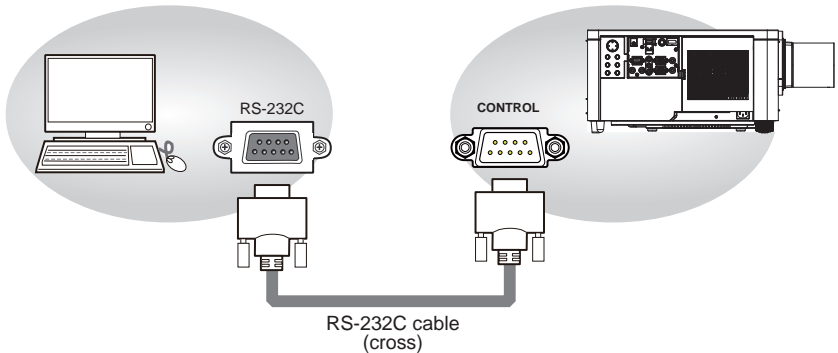
3G-SDI Level-A signal: conforming to SMPTE ST 424 standard
 YPBPR 4:2:2 10-bit
 1080p@50/60

RS-232C Communication

When the projector connects to the computer by RS-232C communication, the projector can be controlled with RS-232C commands from the computer. For details of RS-232C commands, refer to RS-232C Communication / Network command table (26).

Connection

1. Turn off the projector and the computer.
2. Connect the projector's **CONTROL** port and the computer's RS-232C port with a RS-232C cable (cross). Use the cable that fulfills the specification shown in figure.
3. Turn the computer on, and after the computer has started up turn the projector on.
4. Set the COMMUNICATION TYPE to OFF in the COMMUNICATION menu of the OPTION - SERVICE menu.



Communication settings

1. Protocol

19200bps, 8N1

2. Command format ("h" shows hexadecimal)

| Byte Number | 0 | 1 | 2 | 3 | 4 | 5 | 6 | 7 | 8 | 9 | 10 | 11 | 12 |
|--|-------------|-----|--------|-----------|-----|----------|------|--------|-----|------|------|--------------|------|
| Command | Header | | | | | | Data | | | | | | |
| | Header code | | Packet | Data size | | CRC flag | | Action | | Type | | Setting code | |
| | L | H | | L | H | L | H | L | H | L | H | L | H |
| Action | | | | | | | | | | | | | |
| <SET>Change setting to desired value [(cL)(cH)] by [(bL)(bH)]. | | | | | | (aL) | (aH) | 01h | 00h | (bL) | (bH) | (cL) | (cH) |
| <GET>Read projector internal setup value [(bL)(bH)] . | | | | | | (aL) | (aH) | 02h | 00h | (bL) | (bH) | 00h | 00h |
| <INCREMENT> Increment setup value [(bL)(bH)] by 1. | BEh | EFh | 03h | 06h | 00h | (aL) | (aH) | 04h | 00h | (bL) | (bH) | 00h | 00h |
| <DECREMENT> Decrement setup value [(bL)(bH)] by 1. | | | | | | (aL) | (aH) | 05h | 00h | (bL) | (bH) | 00h | 00h |
| <EXECUTE> Run a command [(bL)(bH)]. | | | | | | (aL) | (aH) | 06h | 00h | (bL) | (bH) | 00h | 00h |

[Header code] [Packet] [Data size]

Set [BEh, EFh, 03h, 06h, 00h] to byte number 0 to 4.

[CRC flag]

For byte number 5, 6, refer to RS-232C Communication / Network command table (26).

[Action]

Set functional code to byte number 7, 8.

<SET> = [01h, 00h], <GET> = [02h, 00h], <INCREMENT> = [04h, 00h]

<DECREMENT> = [05h, 00h], <EXECUTE> = [06h, 00h]

Refer to the Communication command table (above).

[Type] [Setting code]

For byte number 9 to 12, refer to RS-232C Communication / Network command table (26).

3. Response code / Error code ("h" shows hexadecimal)

(1) ACK reply: 06h

When the projector receives the Set, Increment, Decrement or Execute command correctly, the projector changes the setting data for the specified item by [Type], and it returns the code.

(2) NAK reply: 15h

When the projector cannot understand the received command, the projector returns the error code.

In such a case, check the sending code and send the same command again.

(3) Error reply: 1Ch + 0000h

When the projector cannot execute the received command for any reasons, the projector returns the error code.

In such a case, check the sending code and the setting status of the projector.

(4) Data reply: 1Dh + xxxxh

When the projector receives the GET command correctly, the projector returns the response code and 2 bytes of data.

NOTE • For connecting the projector to your devices, read the manual for each devices, and connect them correctly with suitable cables.

- Operation cannot be guaranteed when the projector receives an undefined command or data.
- Provide an interval of at least 40ms between the response code and any other code.
- The projector outputs test data when the power supply is switched ON, and when the light source is lit. Ignore this data.
- Commands are not accepted during warm-up.
- When the data length is greater than indicated by the data length code, the projector ignore the excess data code. Conversely when the data length is shorter than indicated by the data length code, the projector returns the error code to the computer.

Command Control via the Network

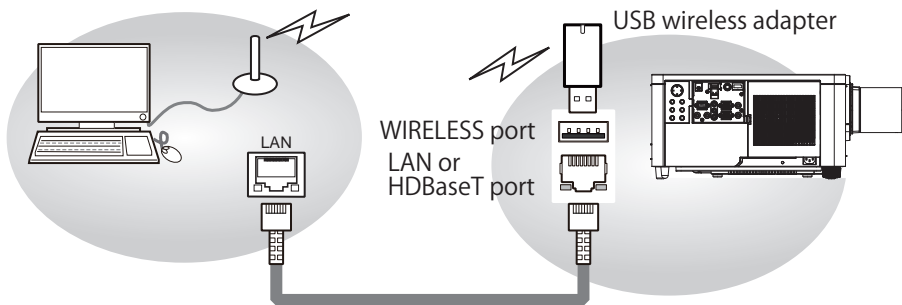
When the projector connects network, the projector can be controlled with RS-232C commands from the computer with web browser.

For details of RS-232C commands, refer to RS-232C Communication / Network command table (26).

NOTE • If data is transferred using wireless and wired LAN at the same time, the projector may not be able to process the data correctly.

Connection

1. Turn off the projector and the computer.
2. If you use wired LAN, connect the projector's **LAN** or **HDBaseT™** port to the computer's LAN or **HDBaseT** port with a LAN cable. Use the cable that fulfills the specification shown in figure. If you use wireless LAN, insert the USB wireless adapter into the **WIRELESS** port of the projector.
3. Turn the computer on, and after the computer has started up turn the projector on.



- LAN cable (CAT-5e or greater)
- or
- For HDBaseT connection
 - CAT-5e or greater
 - shielded type (connectors included)
 - straight cable
 - single cable

Communication Port

The following two ports are assigned for the command control.

- TCP #23
- TCP #9715

Configure the following items from a web browser when command control is used.

| Port Settings | | |
|---|----------------|--|
| Network Control Port1 (Port: 23) | Port open | Click the [Enable] checkbox to open [Network Control Port1 (Port: 23)] to use TCP #23. Default setting is Enable. |
| | Authentication | Click the [Enable] check box for the [Authentication] setting when authentication is required. Default setting is Disable. |
| Network Control Port2 (Port: 9715) | Port open | Click the [Enable] check box to open [Network Control Port2 (Port: 9715)] to use TCP #9715. Default setting is Enable. |
| | Authentication | Click the [Enable] check box for the [Authentication] setting when authentication is required. Default setting is Enable. |

When the authentication setting is enabled, the following settings are required.

| Security Settings | | |
|------------------------|-------------------|--|
| Network Control | Password | Enter the required authentication password. Confirm this setting is the same for [Network Control Port1 (Port: 23)] and [Network Control Port2 (Port: 9715)] . Default setting is blank. |
| | Re-enter Password | |

Command control settings

[TCP #23]

1. Command format

Same as RS-232C communication, refer to RS-232C Communication command format.

2. Response code / Error code ("h" shows hexadecimal)

Four of the response / error code used for TCP#23 are the same as RS-232C Communication (1)~(4). One authentication error reply (5) is added.

(1) **ACK reply : 06h**

Refer to RS-232C communication (📖 19).

(2) **NAK reply : 15h**

Refer to RS-232C communication (📖 19).

(3) **Error reply : 1Ch + 0000h**

Refer to RS-232C communication (📖 19).

(4) **Data reply : 1Dh + xxxxh**

Refer to RS-232C communication (📖 19).

(5) **Authentication error reply : 1Fh + 0400h**

When authentication error occurred, the projector returns the error code.

[TCP #9715]

1. Command format

The commands some datum are added to the head and the end of the ones of TCP#9715 are used.

| Header | Data length | RS-232C command | Check sum | Connection ID |
|--------|-------------|-----------------|-----------|---------------|
| 0x02 | 0x0D | 13 bytes | 1 byte | 1 byte |

[Header]

02, Fixed

[Data Length]

RS-232C commands byte length (0x0D, Fixed)

[RS-232C commands]

Refer to RS-232C Communication command format (📖 18).

[Check Sum]

This is the value to make zero on the addition of the lower 8 bits from the header to the checksum.

[Connection ID]

Random value from 0 to 255 (This value is attached to the reply data).

NOTE • Operation cannot be guaranteed when the projector receives an undefined command or data.

- Provide an interval of at least 40ms between the response code and any other code.
- Commands are not accepted during warm-up.

2. Response code / Error code ("h" shows hexadecimal)

The connection ID is attached for the TCP#23's response / error codes are used. The connection ID is same as the sending command format.

- (1) **ACK reply:** 06h + xxh (xxh : connection ID)
- (2) **NAK reply:** 15h + xxh
- (3) **Error reply:** 1Ch + 0000h + xxh
- (4) **Data reply:** 1Dh + xxxxh + xxh
- (5) **Authentication error reply:** 1Fh + 0400h + xxh
- (6) **Projector busy reply:** 1Fh + xxxxxh + xxh

When the projector is too busy to receive the command, the projector returns the error code.

In such a case, check the sending code and send the same command again.

Automatic Connection Break

The TCP connection is automatically disconnected after there is no communication for 30 seconds after being established.

Authentication

The projector does not accept commands without authentication success when authentication is enabled. The projector uses a challenge response type authentication with an MD5 (Message Digest 5) algorithm.

When the projector is connected to a LAN, a random 8 bytes is returned if authentication is enabled. Bind this received 8 bytes and the authentication password, and digest the data with the MD5 algorithm, and add it in front of the commands to send.

The following is a sample of authentication process.

Authentication password: **password** (example)

Random 8 bytes: **a572f60c** (example)

- 1) Select a projector and receive the random 8 bytes from the projector.
→ "a572f60c"
- 2) Bind the random 8 bytes and the authentication password.
→ "a572f60cpassword"
- 3) Digest this bound with MD5 algorithm.
→ "e3d97429adffa11bce1f7275813d4bde"
- 4) Add this code in front of the commands and send the data.
→ "e3d97429adffa11bce1f7275813d4bde" + [command].
- 5) When the sent data is correct, the command is performed and the reply data is returned. Otherwise, an authentication error is returned.

NOTE • As for the transmission of the second or subsequent commands, the authentication data can be omitted for the same connection.

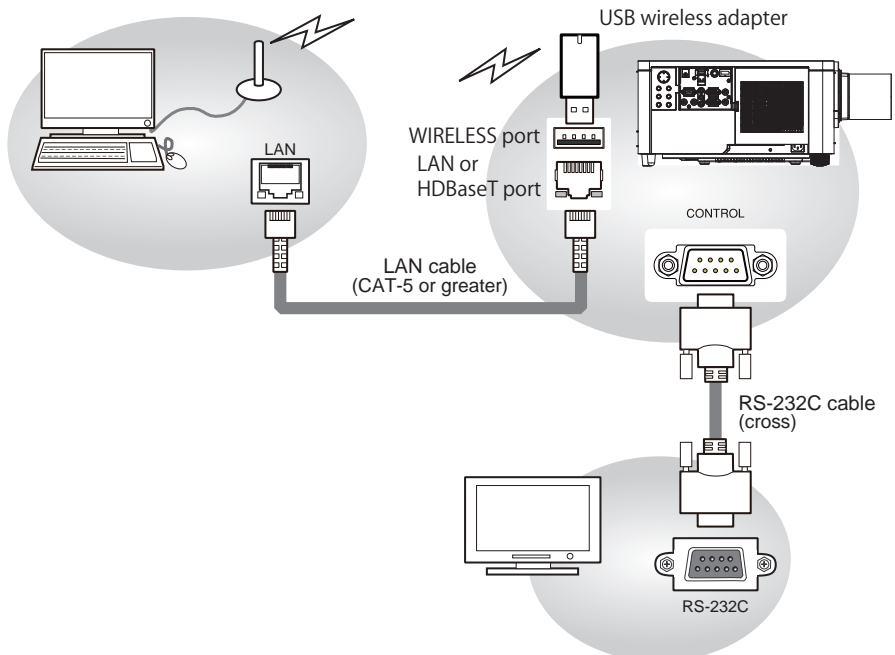
Network Bridge Communication

This projector is equipped with NETWORK BRIDGE function. When the projector connects to the computer by wired or wireless LAN communication, an external device connected with this projector by RS-232C communication can be controlled from the computer as a network terminal. For details, see the **7. Network Bridge** function in the **Network Guide**.

NOTE • If data is transferred using wireless and wired LAN at the same time, the projector may not be able to process the data correctly.

Connection

1. If you use wired LAN or HDBaseT, connect the computer's LAN port and the projector's **LAN** or **HDBaseT** port with a LAN cable. Use the cable that fulfills the specification shown in figure. If you use wireless LAN, insert the USB wireless adapter into the projector's **WIRELESS** port.
2. Connect the projector's **CONTROL** port and the RS-232C port of the devices that you want to control with a RS-232C cable.
3. Turn the computer on, and after the computer has started up turn the projector on.
4. Set the COMMUNICATION TYPE to NETWORK BRIDGE in the COMMUNICATION menu of the OPTION - SERVICE menu.



Communication settings

For communication setting, use the COMMUNICATION menu in the OPTION - SERVICE menu

| Item | Condition |
|---------------------|---|
| BAUD RATE | 4800bps / 9600bps / 19200bps / 38400bps |
| Data length | 8 bit (fixed) |
| PARITY | NONE/ODD/EVEN |
| Start bit | 1 bit (fixed) |
| Stop bit | 1 bit (fixed) |
| Transmission method | HALF-DUPLEX/FULL-DUPLEX |

NOTE • For connecting the projector to your devices, read the manual for each devices, and connect them correctly with suitable cables.

- Turn off the power and unplug both the projector and other devices before connecting them.
- For details of Transmission method, refer to **7.4 Transmission method** in the **Network Guide**.

RS-232C Communication / Network command table

| Names | Operation Type | Header | | | CRC | Command Data | | | | | |
|----------------------|----------------|------------------|----------------|---------------------|-------------------|----------------------------|--------------------------------------|------------------------|--------------------------|----------------------|--------------------------|
| | | | | | | Action | Type | Setting code | | | |
| Power | Set | Turn off | BE EF | 03 | 06 00 | 2A D3 | 01 00 | 00 60 | 00 00 | | |
| | | Turn on | BE EF | 03 | 06 00 | BA D2 | 01 00 | 00 60 | 01 00 | | |
| | Get | | BE EF | 03 | 06 00 | 19 D3 | 02 00 | 00 60 | 00 00 | | |
| | | [Example return] | 00 00 [Off] | 01 00 [On] | 02 00 [Cool down] | | | | | | |
| Input Source | Set | COMPUTER IN | BE EF | 03 | 06 00 | FE D2 | 01 00 | 00 20 | 00 00 | | |
| | | LAN | BE EF | 03 | 06 00 | CE D5 | 01 00 | 00 20 | 0B 00 | | |
| | | HDMI 1 | BE EF | 03 | 06 00 | 0E D2 | 01 00 | 00 20 | 03 00 | | |
| | | HDMI 2 | BE EF | 03 | 06 00 | 6E D6 | 01 00 | 00 20 | 0D 00 | | |
| | | HDBaseT | BE EF | 03 | 06 00 | AE DE | 01 00 | 00 20 | 11 00 | | |
| | | VIDEO | BE EF | 03 | 06 00 | 6E D3 | 01 00 | 00 20 | 01 00 | | |
| | | 3G-SDI* | BE EF | 03 | 06 00 | 5E DE | 01 00 | 00 20 | 12 00 | | |
| | DisplayPort | BE EF | 03 | 06 00 | CE DF | 01 00 | 00 20 | 13 00 | | | |
| | Get | | BE EF | 03 | 06 00 | CD D2 | 02 00 | 00 20 | 00 00 | | |
| Error Status | Get | | BE EF | 03 | 06 00 | D9 D8 | 02 00 | 20 60 | 00 00 | | |
| | | [Example return] | 00 00 [Normal] | 30 00 [Fan warning] | 02 00 [Fan error] | 03 00 [Light Source error] | 04 00,5A 00,5D 00,63 00 [Temp error] | 05 00 [Air flow error] | 07 00,0A 00 [Cold error] | 08 00 [Filter error] | 10 00 [Lens Shift error] |
| FOCUS | Increment | | BE EF | 03 | 06 00 | 6A 93 | 04 00 | 00 24 | 00 00 | | |
| | Decrement | | BE EF | 03 | 06 00 | BB 92 | 05 00 | 00 24 | 00 00 | | |
| | Get | | BE EF | 03 | 06 00 | 0C 93 | 02 00 | 00 24 | 00 00 | | |
| ZOOM | Increment | | BE EF | 03 | 06 00 | 96 92 | 04 00 | 01 24 | 00 00 | | |
| | Decrement | | BE EF | 03 | 06 00 | 47 93 | 05 00 | 01 24 | 00 00 | | |
| | Get | | BE EF | 03 | 06 00 | F0 92 | 02 00 | 01 24 | 00 00 | | |
| LENS SHIFT - V | Increment | | BE EF | 03 | 06 00 | D2 92 | 04 00 | 02 24 | 00 00 | | |
| | Decrement | | BE EF | 03 | 06 00 | 03 93 | 05 00 | 02 24 | 00 00 | | |
| | Get | | BE EF | 03 | 06 00 | B4 92 | 02 00 | 02 24 | 00 00 | | |
| LENS SHIFT - H | Increment | | BE EF | 03 | 06 00 | 2E 93 | 04 00 | 03 24 | 00 00 | | |
| | Decrement | | BE EF | 03 | 06 00 | FF 92 | 05 00 | 03 24 | 00 00 | | |
| | Get | | BE EF | 03 | 06 00 | 48 93 | 02 00 | 03 24 | 00 00 | | |
| LENS SHIFT CENTERING | Execute | | BE EF | 03 | 06 00 | B8 93 | 06 00 | 04 24 | 00 00 | | |
| LENS MEMORY INDEX | Set | 1 | BE EF | 03 | 06 00 | 4B 92 | 01 00 | 07 24 | 00 00 | | |
| | | 2 | BE EF | 03 | 06 00 | DB 93 | 01 00 | 07 24 | 01 00 | | |
| | | 3 | BE EF | 03 | 06 00 | 2B 93 | 01 00 | 07 24 | 02 00 | | |
| | Get | | BE EF | 03 | 06 00 | 78 92 | 02 00 | 07 24 | 00 00 | | |
| LENS MEMORY LOAD | Execute | | BE EF | 03 | 06 00 | E8 90 | 06 00 | 08 24 | 00 00 | | |
| LENS MEMORY SAVE | Execute | | BE EF | 03 | 06 00 | 14 91 | 06 00 | 09 24 | 00 00 | | |
| LENS MEMORY CLEAR | Execute | | BE EF | 03 | 06 00 | 50 91 | 06 00 | 0A 24 | 00 00 | | |

* Supported only for LWU900-DS/LHD878-DS

| Names | Operation Type | Header | | | CRC | Command Data | | | |
|-------------------------------|----------------|-------------|-------|-------|-------|--------------|-------|--------------|-------|
| | | | | | | Action | Type | Setting code | |
| LENS MEMORY LENS SHIFT - V | Get | BE EF | 03 | 06 00 | A0 91 | 02 00 | 0D 24 | 00 00 | |
| LENS MEMORY LENS SHIFT - H | Get | BE EF | 03 | 06 00 | E4 91 | 02 00 | 0E 24 | 00 00 | |
| LENS MEMORY LENS TYPE | Get | BE EF | 03 | 06 00 | 18 90 | 02 00 | 0F 24 | 00 00 | |
| MAGNIFY | Get | BE EF | 03 | 06 00 | 7C D2 | 02 00 | 07 30 | 00 00 | |
| | Increment | BE EF | 03 | 06 00 | 1A D2 | 04 00 | 07 30 | 00 00 | |
| | Decrement | BE EF | 03 | 06 00 | CB D3 | 05 00 | 07 30 | 00 00 | |
| MAGNIFY Position H | Get | BE EF | 03 | 06 00 | C8 D7 | 02 00 | 10 30 | 00 00 | |
| | Increment | BE EF | 03 | 06 00 | AE D7 | 04 00 | 10 30 | 00 00 | |
| | Decrement | BE EF | 03 | 06 00 | 7F D6 | 05 00 | 10 30 | 00 00 | |
| MAGNIFY Position V | Get | BE EF | 03 | 06 00 | 34 D6 | 02 00 | 11 30 | 00 00 | |
| | Increment | BE EF | 03 | 06 00 | 52 D6 | 04 00 | 11 30 | 00 00 | |
| | Decrement | BE EF | 03 | 06 00 | 83 D7 | 05 00 | 11 30 | 00 00 | |
| FREEZE | Set | NORMAL | BE EF | 03 | 06 00 | 83 D2 | 01 00 | 02 30 | 00 00 |
| | | FREEZE | BE EF | 03 | 06 00 | 13 D3 | 01 00 | 02 30 | 01 00 |
| | Get | BE EF | 03 | 06 00 | B0 D2 | 02 00 | 02 30 | 00 00 | |
| SHUTTER | Set | OFF | BE EF | 03 | 06 00 | F3 93 | 01 00 | 05 24 | 00 00 |
| | | ON | BE EF | 03 | 06 00 | 63 92 | 01 00 | 05 24 | 01 00 |
| | Get | BE EF | 03 | 06 00 | C0 93 | 02 00 | 05 24 | 00 00 | |
| PbyP/PIP | Set | OFF | BE EF | 03 | 06 00 | 3E 26 | 01 00 | 10 23 | 00 00 |
| | | PbyP | BE EF | 03 | 06 00 | AE 27 | 01 00 | 10 23 | 01 00 |
| | | PIP | BE EF | 03 | 06 00 | 5E 27 | 01 00 | 10 23 | 02 00 |
| | Get | BE EF | 03 | 06 00 | 0D 26 | 02 00 | 10 23 | 00 00 | |
| PbyP MAIN SIZE | Set | SMALL | BE EF | 03 | 06 00 | F2 07 | 01 00 | 11 23 | 7F 00 |
| | | MIDDLE | BE EF | 03 | 06 00 | 02 46 | 01 00 | 11 23 | 80 00 |
| | | LARGE | BE EF | 03 | 06 00 | 92 47 | 01 00 | 11 23 | 81 00 |
| | Get | BE EF | 03 | 06 00 | F1 27 | 02 00 | 11 23 | 00 00 | |
| PbyP RIGHT SOURCE | Set | COMPUTER IN | BE EF | 03 | 06 00 | 86 27 | 01 00 | 12 23 | 00 00 |
| | | HDMI 1 | BE EF | 03 | 06 00 | 76 27 | 01 00 | 12 23 | 03 00 |
| | | HDMI 2 | BE EF | 03 | 06 00 | 16 23 | 01 00 | 12 23 | 0D 00 |
| | | HDBaseT | BE EF | 03 | 06 00 | D6 2B | 01 00 | 12 23 | 11 00 |
| | | VIDEO | BE EF | 03 | 06 00 | 16 26 | 01 00 | 12 23 | 01 00 |
| | | 3G-SDI* | BE EF | 03 | 06 00 | 26 2B | 01 00 | 12 23 | 12 00 |
| | DisplayPort | BE EF | 03 | 06 00 | B6 2A | 01 00 | 12 23 | 13 00 | |
| Get | BE EF | 03 | 06 00 | B5 27 | 02 00 | 12 23 | 00 00 | | |
| PbyP MAIN AREA | Set | LEFT | BE EF | 03 | 06 00 | 7A 26 | 01 00 | 13 23 | 00 00 |
| | | RIGHT | BE EF | 03 | 06 00 | EA 27 | 01 00 | 13 23 | 01 00 |
| | Get | BE EF | 03 | 06 00 | 49 26 | 02 00 | 13 23 | 00 00 | |
| PbyP LEFT SOURCE | Set | COMPUTER IN | BE EF | 03 | 06 00 | F2 26 | 01 00 | 15 23 | 00 00 |
| | | HDMI 1 | BE EF | 03 | 06 00 | 02 26 | 01 00 | 15 23 | 03 00 |
| | | HDMI 2 | BE EF | 03 | 06 00 | 62 22 | 01 00 | 15 23 | 0D 00 |
| | | HDBaseT | BE EF | 03 | 06 00 | A2 2A | 01 00 | 15 23 | 11 00 |
| | | VIDEO | BE EF | 03 | 06 00 | 62 27 | 01 00 | 15 23 | 01 00 |
| | | 3G-SDI* | BE EF | 03 | 06 00 | 52 2A | 01 00 | 15 23 | 12 00 |
| | DisplayPort | BE EF | 03 | 06 00 | C2 2B | 01 00 | 15 23 | 13 00 | |
| Get | BE EF | 03 | 06 00 | C1 26 | 02 00 | 15 23 | 00 00 | | |

* Supported only for LWU900-DS/LHD878-DS

RS-232C Communication / Network command table (continued)

| Names | Operation Type | Header | | | | CRC | Command Data | | |
|-----------------------|----------------|-------------------|-------|-------|-------|-------|--------------|-------|--------------|
| | | | | | | | Action | Type | Setting code |
| PIP POSITION | Set | TOP LEFT | BE EF | 03 | 06 00 | 02 23 | 01 00 | 01 23 | 00 00 |
| | | TOP RIGHT | BE EF | 03 | 06 00 | 92 22 | 01 00 | 01 23 | 01 00 |
| | | BOTTOM LEFT | BE EF | 03 | 06 00 | 62 22 | 01 00 | 01 23 | 02 00 |
| | | BOTTOM RIGHT | BE EF | 03 | 06 00 | F2 23 | 01 00 | 01 23 | 03 00 |
| | Get | BE EF | 03 | 06 00 | 31 23 | 02 00 | 01 23 | 00 00 | |
| PIP MAIN AREA | Set | PRIMARY | BE EF | 03 | 06 00 | 32 22 | 01 00 | 05 23 | 00 00 |
| | | SECONDARY | BE EF | 03 | 06 00 | A2 23 | 01 00 | 05 23 | 01 00 |
| | Get | BE EF | 03 | 06 00 | 01 22 | 02 00 | 05 23 | 00 00 | |
| PIP PRIMARY SOURCE | Set | COMPUTER IN | BE EF | 03 | 06 00 | CE 23 | 01 00 | 04 23 | 00 00 |
| | | HDMI 1 | BE EF | 03 | 06 00 | 3E 23 | 01 00 | 04 23 | 03 00 |
| | | HDMI 2 | BE EF | 03 | 06 00 | 5E 27 | 01 00 | 04 23 | 0D 00 |
| | | HDBaseT | BE EF | 03 | 06 00 | 9E 2F | 01 00 | 04 23 | 11 00 |
| | | VIDEO | BE EF | 03 | 06 00 | 5E 22 | 01 00 | 04 23 | 01 00 |
| | | 3G-SDI* | BE EF | 03 | 06 00 | 6E 2F | 01 00 | 04 23 | 12 00 |
| | DisplayPort | BE EF | 03 | 06 00 | FE 2E | 01 00 | 04 23 | 13 00 | |
| Get | BE EF | 03 | 06 00 | FD 23 | 02 00 | 04 23 | 00 00 | | |
| PIP SECONDARY SOURCE | Set | COMPUTER IN | BE EF | 03 | 06 00 | 46 23 | 01 00 | 02 23 | 00 00 |
| | | HDMI 1 | BE EF | 03 | 06 00 | B6 23 | 01 00 | 02 23 | 03 00 |
| | | HDMI 2 | BE EF | 03 | 06 00 | D6 27 | 01 00 | 02 23 | 0D 00 |
| | | HDBaseT | BE EF | 03 | 06 00 | 16 2F | 01 00 | 02 23 | 11 00 |
| | | VIDEO | BE EF | 03 | 06 00 | D6 22 | 01 00 | 02 23 | 01 00 |
| | | 3G-SDI* | BE EF | 03 | 06 00 | E6 2F | 01 00 | 02 23 | 12 00 |
| | DisplayPort | BE EF | 03 | 06 00 | 76 2E | 01 00 | 02 23 | 13 00 | |
| Get | BE EF | 03 | 06 00 | 75 23 | 02 00 | 02 23 | 00 00 | | |
| PbyP/PIP SWAP | Execute | BE EF | 03 | 06 00 | 01 27 | 06 00 | 16 23 | 00 00 | |
| PbyP / PIP FRAME LOCK | Set | LEFT / PRIMARY | BE EF | 03 | 06 00 | 4A 27 | 01 00 | 17 23 | 00 00 |
| | | RIGHT / SECONDARY | BE EF | 03 | 06 00 | DA 26 | 01 00 | 17 23 | 01 00 |
| | Get | BE EF | 03 | 06 00 | 79 27 | 02 00 | 17 23 | 00 00 | |
| PICTURE MODE | Set | STANDARD | BE EF | 03 | 06 00 | 83 F5 | 01 00 | BA 30 | 06 00 |
| | | NATURAL | BE EF | 03 | 06 00 | 23 F6 | 01 00 | BA 30 | 00 00 |
| | | CINEMA | BE EF | 03 | 06 00 | B3 F7 | 01 00 | BA 30 | 01 00 |
| | | DYNAMIC | BE EF | 03 | 06 00 | E3 F4 | 01 00 | BA 30 | 04 00 |
| | | WHITEBOARD | BE EF | 03 | 06 00 | 83 EE | 01 00 | BA 30 | 22 00 |
| | | DICOM SIM. | BE EF | 03 | 06 00 | 73 C6 | 01 00 | BA 30 | 41 00 |
| | | HDR-CINEMA | BE EF | 03 | 06 00 | 23 DE | 01 00 | BA 30 | 60 00 |
| | | HDR-BROADCAST | BE EF | 03 | 06 00 | B3 DF | 01 00 | BA 30 | 61 00 |
| | | USER-1 | BE EF | 03 | 06 00 | E3 FB | 01 00 | BA 30 | 10 00 |
| | USER-2 | BE EF | 03 | 06 00 | 73 FA | 01 00 | BA 30 | 11 00 | |
| USER-3 | BE EF | 03 | 06 00 | 83 FA | 01 00 | BA 30 | 12 00 | | |
| Get | BE EF | 03 | 06 00 | 10 F6 | 02 00 | BA 30 | 00 00 | | |

* Supported only for LWU900-DS/LHD878-DS

| Names | Operation Type | Header | | | CRC | Command Data | | | |
|--------------------------|----------------|-----------|-------|-------|-------|--------------|-------|--------------|-------|
| | | | | | | Action | Type | Setting code | |
| BRIGHTNESS | Get | BE EF | 03 | 06 00 | 89 D2 | 02 00 | 03 20 | 00 00 | |
| | Increment | BE EF | 03 | 06 00 | EF D2 | 04 00 | 03 20 | 00 00 | |
| | Decrement | BE EF | 03 | 06 00 | 3E D3 | 05 00 | 03 20 | 00 00 | |
| BRIGHTNESS Reset | Execute | BE EF | 03 | 06 00 | 58 D3 | 06 00 | 00 70 | 00 00 | |
| CONTRAST | Get | BE EF | 03 | 06 00 | FD D3 | 02 00 | 04 20 | 00 00 | |
| | Increment | BE EF | 03 | 06 00 | 9B D3 | 04 00 | 04 20 | 00 00 | |
| | Decrement | BE EF | 03 | 06 00 | 4A D2 | 05 00 | 04 20 | 00 00 | |
| CONTRAST Reset | Execute | BE EF | 03 | 06 00 | A4 D2 | 06 00 | 01 70 | 00 00 | |
| GAMMA | Set | 1 DEFAULT | BE EF | 03 | 06 00 | 07 E9 | 01 00 | A1 30 | 20 00 |
| | | 1 CUSTOM | BE EF | 03 | 06 00 | 07 FD | 01 00 | A1 30 | 10 00 |
| | | 2 DEFAULT | BE EF | 03 | 06 00 | 97 E8 | 01 00 | A1 30 | 21 00 |
| | | 2 CUSTOM | BE EF | 03 | 06 00 | 97 FC | 01 00 | A1 30 | 11 00 |
| | | 3 DEFAULT | BE EF | 03 | 06 00 | 67 E8 | 01 00 | A1 30 | 22 00 |
| | | 3 CUSTOM | BE EF | 03 | 06 00 | 67 FC | 01 00 | A1 30 | 12 00 |
| | | 4 DEFAULT | BE EF | 03 | 06 00 | F7 E9 | 01 00 | A1 30 | 23 00 |
| | | 4 CUSTOM | BE EF | 03 | 06 00 | F7 FD | 01 00 | A1 30 | 13 00 |
| | | 5 DEFAULT | BE EF | 03 | 06 00 | C7 EB | 01 00 | A1 30 | 24 00 |
| | | 5 CUSTOM | BE EF | 03 | 06 00 | C7 FF | 01 00 | A1 30 | 14 00 |
| | | 6 DEFAULT | BE EF | 03 | 06 00 | 57 EA | 01 00 | A1 30 | 25 00 |
| | | 6 CUSTOM | BE EF | 03 | 06 00 | 57 FE | 01 00 | A1 30 | 15 00 |
| | | 7 DEFAULT | BE EF | 03 | 06 00 | A7 EA | 01 00 | A1 30 | 26 00 |
| | | 7 CUSTOM | BE EF | 03 | 06 00 | A7 FE | 01 00 | A1 30 | 16 00 |
| | | 8 DEFAULT | BE EF | 03 | 06 00 | 37 EB | 01 00 | A1 30 | 27 00 |
| 8 CUSTOM | BE EF | 03 | 06 00 | 37 FF | 01 00 | A1 30 | 17 00 | | |
| | Get | BE EF | 03 | 06 00 | F4 F0 | 02 00 | A1 30 | 00 00 | |
| User GAMMA Point 1 | Get | BE EF | 03 | 06 00 | 08 FE | 02 00 | 90 30 | 00 00 | |
| | Increment | BE EF | 03 | 06 00 | 6E FE | 04 00 | 90 30 | 00 00 | |
| | Decrement | BE EF | 03 | 06 00 | BF FF | 05 00 | 90 30 | 00 00 | |
| User GAMMA Point 1 Reset | Execute | BE EF | 03 | 06 00 | 58 C2 | 06 00 | 50 70 | 00 00 | |
| User GAMMA Point 2 | Get | BE EF | 03 | 06 00 | F4 FF | 02 00 | 91 30 | 00 00 | |
| | Increment | BE EF | 03 | 06 00 | 92 FF | 04 00 | 91 30 | 00 00 | |
| | Decrement | BE EF | 03 | 06 00 | 43 FE | 05 00 | 91 30 | 00 00 | |
| User GAMMA Point 2 Reset | Execute | BE EF | 03 | 06 00 | A4 C3 | 06 00 | 51 70 | 00 00 | |
| User GAMMA Point 3 | Get | BE EF | 03 | 06 00 | B0 FF | 02 00 | 92 30 | 00 00 | |
| | Increment | BE EF | 03 | 06 00 | D6 FF | 04 00 | 92 30 | 00 00 | |
| | Decrement | BE EF | 03 | 06 00 | 07 FE | 05 00 | 92 30 | 00 00 | |
| User GAMMA Point 3 Reset | Execute | BE EF | 03 | 06 00 | E0 C3 | 06 00 | 52 70 | 00 00 | |

RS-232C Communication / Network command table (continued)

| Names | Operation Type | Header | | | CRC | Command Data | | | |
|--------------------------|----------------|---------------|-------|-------|-------|--------------|-------|--------------|-------|
| | | | | | | Action | Type | Setting code | |
| User GAMMA Point 4 | Get | BE EF | 03 | 06 00 | 4C FE | 02 00 | 93 30 | 00 00 | |
| | Increment | BE EF | 03 | 06 00 | 2A FE | 04 00 | 93 30 | 00 00 | |
| | Decrement | BE EF | 03 | 06 00 | FB FF | 05 00 | 93 30 | 00 00 | |
| User GAMMA Point 4 Reset | Execute | BE EF | 03 | 06 00 | 1C C2 | 06 00 | 53 70 | 00 00 | |
| User GAMMA Point 5 | Get | BE EF | 03 | 06 00 | 38 FF | 02 00 | 94 30 | 00 00 | |
| | Increment | BE EF | 03 | 06 00 | 5E FF | 04 00 | 94 30 | 00 00 | |
| | Decrement | BE EF | 03 | 06 00 | 8F FE | 05 00 | 94 30 | 00 00 | |
| User GAMMA Point 5 Reset | Execute | BE EF | 03 | 06 00 | 68 C3 | 06 00 | 54 70 | 00 00 | |
| User GAMMA Point 6 | Get | BE EF | 03 | 06 00 | C4 FE | 02 00 | 95 30 | 00 00 | |
| | Increment | BE EF | 03 | 06 00 | A2 FE | 04 00 | 95 30 | 00 00 | |
| | Decrement | BE EF | 03 | 06 00 | 73 FF | 05 00 | 95 30 | 00 00 | |
| User GAMMA Point 6 Reset | Execute | BE EF | 03 | 06 00 | 94 C2 | 06 00 | 55 70 | 00 00 | |
| User GAMMA Point 7 | Get | BE EF | 03 | 06 00 | 80 FE | 02 00 | 96 30 | 00 00 | |
| | Increment | BE EF | 03 | 06 00 | E6 FE | 04 00 | 96 30 | 00 00 | |
| | Decrement | BE EF | 03 | 06 00 | 37 FF | 05 00 | 96 30 | 00 00 | |
| User GAMMA Point 7 Reset | Execute | BE EF | 03 | 06 00 | D0 C2 | 06 00 | 56 70 | 00 00 | |
| User GAMMA Point 8 | Get | BE EF | 03 | 06 00 | 7C FF | 02 00 | 97 30 | 00 00 | |
| | Increment | BE EF | 03 | 06 00 | 1A FF | 04 00 | 97 30 | 00 00 | |
| | Decrement | BE EF | 03 | 06 00 | CB FE | 05 00 | 97 30 | 00 00 | |
| User GAMMA Point 8 Reset | Execute | BE EF | 03 | 06 00 | 2C C3 | 06 00 | 57 70 | 00 00 | |
| COLOR TEMP | Set | 1 HIGH | BE EF | 03 | 06 00 | 0B F5 | 01 00 | B0 30 | 03 00 |
| | | 1 CUSTOM | BE EF | 03 | 06 00 | CB F8 | 01 00 | B0 30 | 13 00 |
| | | 2 MID-1 | BE EF | 03 | 06 00 | 9B F4 | 01 00 | B0 30 | 02 00 |
| | | 2 CUSTOM | BE EF | 03 | 06 00 | 5B F9 | 01 00 | B0 30 | 12 00 |
| | | 3 MID-2 | BE EF | 03 | 06 00 | 3B F7 | 01 00 | B0 30 | 04 00 |
| | | 3 CUSTOM | BE EF | 03 | 06 00 | FB FA | 01 00 | B0 30 | 14 00 |
| | | 4 LOW | BE EF | 03 | 06 00 | 6B F4 | 01 00 | B0 30 | 01 00 |
| | | 4 CUSTOM | BE EF | 03 | 06 00 | AB F9 | 01 00 | B0 30 | 11 00 |
| | | 5 Hi-BRIGHT-1 | BE EF | 03 | 06 00 | 3B F2 | 01 00 | B0 30 | 08 00 |
| | | 5 CUSTOM | BE EF | 03 | 06 00 | FB FF | 01 00 | B0 30 | 18 00 |
| | | 6 Hi-BRIGHT-2 | BE EF | 03 | 06 00 | AB F3 | 01 00 | B0 30 | 09 00 |
| | | 6 CUSTOM | BE EF | 03 | 06 00 | 6B FE | 01 00 | B0 30 | 19 00 |
| | 7 Hi-BRIGHT-3 | BE EF | 03 | 06 00 | 5B F3 | 01 00 | B0 30 | 0A 00 | |
| 7 CUSTOM | BE EF | 03 | 06 00 | 9B FE | 01 00 | B0 30 | 1A 00 | | |
| | Get | BE EF | 03 | 06 00 | C8 F5 | 02 00 | B0 30 | 00 00 | |

| Names | Operation Type | Header | | | CRC | Command Data | | |
|---------------------------|----------------|--------|----|-------|-------|--------------|-------|--------------|
| | | | | | | Action | Type | Setting code |
| COLOR TEMP GAIN R | Get | BE EF | 03 | 06 00 | 34 F4 | 02 00 | B1 30 | 00 00 |
| | Increment | BE EF | 03 | 06 00 | 52 F4 | 04 00 | B1 30 | 00 00 |
| | Decrement | BE EF | 03 | 06 00 | 83 F5 | 05 00 | B1 30 | 00 00 |
| COLOR TEMP GAIN R Reset | Execute | BE EF | 03 | 06 00 | 10 C6 | 06 00 | 46 70 | 00 00 |
| COLOR TEMP GAIN G | Get | BE EF | 03 | 06 00 | 70 F4 | 02 00 | B2 30 | 00 00 |
| | Increment | BE EF | 03 | 06 00 | 16 F4 | 04 00 | B2 30 | 00 00 |
| | Decrement | BE EF | 03 | 06 00 | C7 F5 | 05 00 | B2 30 | 00 00 |
| COLOR TEMP GAIN G Reset | Execute | BE EF | 03 | 06 00 | EC C7 | 06 00 | 47 70 | 00 00 |
| COLOR TEMP GAIN B | Get | BE EF | 03 | 06 00 | 8C F5 | 02 00 | B3 30 | 00 00 |
| | Increment | BE EF | 03 | 06 00 | EA F5 | 04 00 | B3 30 | 00 00 |
| | Decrement | BE EF | 03 | 06 00 | 3B F4 | 05 00 | B3 30 | 00 00 |
| COLOR TEMP GAIN B Reset | Execute | BE EF | 03 | 06 00 | F8 C4 | 06 00 | 48 70 | 00 00 |
| COLOR TEMP OFFSET R | Get | BE EF | 03 | 06 00 | 04 F5 | 02 00 | B5 30 | 00 00 |
| | Increment | BE EF | 03 | 06 00 | 62 F5 | 04 00 | B5 30 | 00 00 |
| | Decrement | BE EF | 03 | 06 00 | B3 F4 | 05 00 | B5 30 | 00 00 |
| COLOR TEMP OFFSET R Reset | Execute | BE EF | 03 | 06 00 | 40 C5 | 06 00 | 4A 70 | 00 00 |
| COLOR TEMP OFFSET G | Get | BE EF | 03 | 06 00 | 40 F5 | 02 00 | B6 30 | 00 00 |
| | Increment | BE EF | 03 | 06 00 | 26 F5 | 04 00 | B6 30 | 00 00 |
| | Decrement | BE EF | 03 | 06 00 | F7 F4 | 05 00 | B6 30 | 00 00 |
| COLOR TEMP OFFSET G Reset | Execute | BE EF | 03 | 06 00 | BC C4 | 06 00 | 4B 70 | 00 00 |
| COLOR TEMP OFFSET B | Get | BE EF | 03 | 06 00 | BC F4 | 02 00 | B7 30 | 00 00 |
| | Increment | BE EF | 03 | 06 00 | DA F4 | 04 00 | B7 30 | 00 00 |
| | Decrement | BE EF | 03 | 06 00 | 0B F5 | 05 00 | B7 30 | 00 00 |
| COLOR TEMP OFFSET B Reset | Execute | BE EF | 03 | 06 00 | C8 C5 | 06 00 | 4C 70 | 00 00 |
| COLOR | Get | BE EF | 03 | 06 00 | B5 72 | 02 00 | 02 22 | 00 00 |
| | Increment | BE EF | 03 | 06 00 | D3 72 | 04 00 | 02 22 | 00 00 |
| | Decrement | BE EF | 03 | 06 00 | 02 73 | 05 00 | 02 22 | 00 00 |
| COLOR Reset | Execute | BE EF | 03 | 06 00 | 80 D0 | 06 00 | 0A 70 | 00 00 |

RS-232C Communication / Network command table (continued)

| Names | Operation Type | Header | | | CRC | Command Data | | | |
|-----------------|----------------|--------|-------|-------|-------|--------------|-------|--------------|-------|
| | | | | | | Action | Type | Setting code | |
| TINT | Get | BE EF | 03 | 06 00 | 49 73 | 02 00 | 03 22 | 00 00 | |
| | Increment | BE EF | 03 | 06 00 | 2F 73 | 04 00 | 03 22 | 00 00 | |
| | Decrement | BE EF | 03 | 06 00 | FE 72 | 05 00 | 03 22 | 00 00 | |
| TINT Reset | Execute | BE EF | 03 | 06 00 | 7C D1 | 06 00 | 0B 70 | 00 00 | |
| SHARPNESS | Get | BE EF | 03 | 06 00 | F1 72 | 02 00 | 01 22 | 00 00 | |
| | Increment | BE EF | 03 | 06 00 | 97 72 | 04 00 | 01 22 | 00 00 | |
| | Decrement | BE EF | 03 | 06 00 | 46 73 | 05 00 | 01 22 | 00 00 | |
| SHARPNESS Reset | Execute | BE EF | 03 | 06 00 | C4 D0 | 06 00 | 09 70 | 00 00 | |
| Dynamic Black | Set | OFF | BE EF | 03 | 06 00 | FE 5A | 01 00 | 80 22 | 00 00 |
| | | ON | BE EF | 03 | 06 00 | 6E 5B | 01 00 | 80 22 | 01 00 |
| eClarity | Get | BE EF | 03 | 06 00 | CD 5A | 02 00 | 80 22 | 00 00 | |
| | Increment | BE EF | 03 | 06 00 | 5D 70 | 02 00 | 0C 22 | 00 00 | |
| | Decrement | BE EF | 03 | 06 00 | EA 71 | 05 00 | 0C 22 | 00 00 | |
| eClarity Reset | Execute | BE EF | 03 | 06 00 | C8 DB | 06 00 | 2C 70 | 00 00 | |
| HDCR | Get | BE EF | 03 | 06 00 | A1 71 | 02 00 | 0D 22 | 00 00 | |
| | Increment | BE EF | 03 | 06 00 | C7 71 | 04 00 | 0D 22 | 00 00 | |
| | Decrement | BE EF | 03 | 06 00 | 16 70 | 05 00 | 0D 22 | 00 00 | |
| HDCR Reset | Execute | BE EF | 03 | 06 00 | 34 DA | 06 00 | 2D 70 | 00 00 | |
| MY MEMORY Load | Set | 1 | BE EF | 03 | 06 00 | 0E D7 | 01 00 | 14 20 | 00 00 |
| | | 2 | BE EF | 03 | 06 00 | 9E D6 | 01 00 | 14 20 | 01 00 |
| | | 3 | BE EF | 03 | 06 00 | 6E D6 | 01 00 | 14 20 | 02 00 |
| | | 4 | BE EF | 03 | 06 00 | FE D7 | 01 00 | 14 20 | 03 00 |
| MY MEMORY Save | Set | 1 | BE EF | 03 | 06 00 | F2 D6 | 01 00 | 15 20 | 00 00 |
| | | 2 | BE EF | 03 | 06 00 | 62 D7 | 01 00 | 15 20 | 01 00 |
| | | 3 | BE EF | 03 | 06 00 | 92 D7 | 01 00 | 15 20 | 02 00 |
| | | 4 | BE EF | 03 | 06 00 | 02 D6 | 01 00 | 15 20 | 03 00 |

| Names | Operation Type | Header | | | CRC | Command Data | | |
|--|----------------|--------|----|-------|-------|--------------|-------|--------------|
| | | | | | | Action | Type | Setting code |
| Advanced Color Adjustment HUE R | Get | BE EF | 03 | 06 00 | 0C 63 | 02 00 | 00 27 | 00 00 |
| | Increment | BE EF | 03 | 06 00 | 6A 63 | 04 00 | 00 27 | 00 00 |
| | Decrement | BE EF | 03 | 06 00 | BB 62 | 05 00 | 00 27 | 00 00 |
| Advanced Color Adjustment HUE R Reset | Execute | BE EF | 03 | 06 00 | 98 EB | 06 00 | D0 70 | 00 00 |
| Advanced Color Adjustment HUE Y | Get | BE EF | 03 | 06 00 | F0 62 | 02 00 | 01 27 | 00 00 |
| | Increment | BE EF | 03 | 06 00 | 96 62 | 04 00 | 01 27 | 00 00 |
| | Decrement | BE EF | 03 | 06 00 | 47 63 | 05 00 | 01 27 | 00 00 |
| Advanced Color Adjustment HUE Y Reset | Execute | BE EF | 03 | 06 00 | 64 EA | 06 00 | D1 70 | 00 00 |
| Advanced Color Adjustment HUE G | Get | BE EF | 03 | 06 00 | B4 62 | 02 00 | 02 27 | 00 00 |
| | Increment | BE EF | 03 | 06 00 | D2 62 | 04 00 | 02 27 | 00 00 |
| | Decrement | BE EF | 03 | 06 00 | 03 63 | 05 00 | 02 27 | 00 00 |
| Advanced Color Adjustment HUE G Reset | Execute | BE EF | 03 | 06 00 | 20 EA | 06 00 | D2 70 | 00 00 |
| Advanced Color Adjustment HUE C | Get | BE EF | 03 | 06 00 | 48 63 | 02 00 | 03 27 | 00 00 |
| | Increment | BE EF | 03 | 06 00 | 2E 63 | 04 00 | 03 27 | 00 00 |
| | Decrement | BE EF | 03 | 06 00 | FF 62 | 05 00 | 03 27 | 00 00 |
| Advanced Color Adjustment HUE C Reset | Execute | BE EF | 03 | 06 00 | DC EB | 06 00 | D3 70 | 00 00 |
| Advanced Color Adjustment HUE B | Get | BE EF | 03 | 06 00 | 3C 62 | 02 00 | 04 27 | 00 00 |
| | Increment | BE EF | 03 | 06 00 | 5A 62 | 04 00 | 04 27 | 00 00 |
| | Decrement | BE EF | 03 | 06 00 | 8B 63 | 05 00 | 04 27 | 00 00 |
| Advanced Color Adjustment HUE B Reset | Execute | BE EF | 03 | 06 00 | A8 EA | 06 00 | D4 70 | 00 00 |
| Advanced Color Adjustment HUE M | Get | BE EF | 03 | 06 00 | C0 63 | 02 00 | 05 27 | 00 00 |
| | Increment | BE EF | 03 | 06 00 | A6 63 | 04 00 | 05 27 | 00 00 |
| | Decrement | BE EF | 03 | 06 00 | 77 62 | 05 00 | 05 27 | 00 00 |
| Advanced Color Adjustment HUE M Reset | Execute | BE EF | 03 | 06 00 | 54 EB | 06 00 | D5 70 | 00 00 |
| Advanced Color Adjustment SATURATION R | Get | BE EF | 03 | 06 00 | CC 67 | 02 00 | 10 27 | 00 00 |
| | Increment | BE EF | 03 | 06 00 | AA 67 | 04 00 | 10 27 | 00 00 |
| | Decrement | BE EF | 03 | 06 00 | 7B 66 | 05 00 | 10 27 | 00 00 |
| Advanced Color Adjustment SATURATION R Reset | Execute | BE EF | 03 | 06 00 | F8 E9 | 06 00 | D8 70 | 00 00 |

RS-232C Communication / Network command table (continued)

| Names | Operation Type | Header | | | CRC | Command Data | | |
|--|----------------|--------|----|-------|-------|--------------|-------|--------------|
| | | | | | | Action | Type | Setting code |
| Advanced Color Adjustment SATURATION Y | Get | BE EF | 03 | 06 00 | 30 66 | 02 00 | 11 27 | 00 00 |
| | Increment | BE EF | 03 | 06 00 | 56 66 | 04 00 | 11 27 | 00 00 |
| | Decrement | BE EF | 03 | 06 00 | 87 67 | 05 00 | 11 27 | 00 00 |
| Advanced Color Adjustment SATURATION Y Reset | Execute | BE EF | 03 | 06 00 | 04 E8 | 06 00 | D9 70 | 00 00 |
| Advanced Color Adjustment SATURATION G | Get | BE EF | 03 | 06 00 | 74 66 | 02 00 | 12 27 | 00 00 |
| | Increment | BE EF | 03 | 06 00 | 12 66 | 04 00 | 12 27 | 00 00 |
| | Decrement | BE EF | 03 | 06 00 | C3 67 | 05 00 | 12 27 | 00 00 |
| Advanced Color Adjustment SATURATION G Reset | Execute | BE EF | 03 | 06 00 | 40 E8 | 06 00 | DA 70 | 00 00 |
| Advanced Color Adjustment SATURATION C | Get | BE EF | 03 | 06 00 | 88 67 | 02 00 | 13 27 | 00 00 |
| | Increment | BE EF | 03 | 06 00 | EE 67 | 04 00 | 13 27 | 00 00 |
| | Decrement | BE EF | 03 | 06 00 | 3F 66 | 05 00 | 13 27 | 00 00 |
| Advanced Color Adjustment SATURATION C Reset | Execute | BE EF | 03 | 06 00 | BC E9 | 06 00 | DB 70 | 00 00 |
| Advanced Color Adjustment SATURATION B | Get | BE EF | 03 | 06 00 | FC 66 | 02 00 | 14 27 | 00 00 |
| | Increment | BE EF | 03 | 06 00 | 9A 66 | 04 00 | 14 27 | 00 00 |
| | Decrement | BE EF | 03 | 06 00 | 4B 67 | 05 00 | 14 27 | 00 00 |
| Advanced Color Adjustment SATURATION B Reset | Execute | BE EF | 03 | 06 00 | C8 E8 | 06 00 | DC 70 | 00 00 |
| Advanced Color Adjustment SATURATION M | Get | BE EF | 03 | 06 00 | 00 67 | 02 00 | 15 27 | 00 00 |
| | Increment | BE EF | 03 | 06 00 | 66 67 | 04 00 | 15 27 | 00 00 |
| | Decrement | BE EF | 03 | 06 00 | B7 66 | 05 00 | 15 27 | 00 00 |
| Advanced Color Adjustment SATURATION M Reset | Execute | BE EF | 03 | 06 00 | 34 E9 | 06 00 | DD 70 | 00 00 |
| Advanced Color Adjustment LUMINANCE R | Get | BE EF | 03 | 06 00 | CC 68 | 02 00 | 20 27 | 00 00 |
| | Increment | BE EF | 03 | 06 00 | AA 68 | 04 00 | 20 27 | 00 00 |
| | Decrement | BE EF | 03 | 06 00 | 7B 69 | 05 00 | 20 27 | 00 00 |
| Advanced Color Adjustment LUMINANCE R Reset | Execute | BE EF | 03 | 06 00 | 98 E4 | 06 00 | E0 70 | 00 00 |
| Advanced Color Adjustment LUMINANCE Y | Get | BE EF | 03 | 06 00 | 30 69 | 02 00 | 21 27 | 00 00 |
| | Increment | BE EF | 03 | 06 00 | 56 69 | 04 00 | 21 27 | 00 00 |
| | Decrement | BE EF | 03 | 06 00 | 87 68 | 05 00 | 21 27 | 00 00 |
| Advanced Color Adjustment LUMINANCE Y Reset | Execute | BE EF | 03 | 06 00 | 64 E5 | 06 00 | E1 70 | 00 00 |
| Advanced Color Adjustment LUMINANCE G | Get | BE EF | 03 | 06 00 | 74 69 | 02 00 | 22 27 | 00 00 |
| | Increment | BE EF | 03 | 06 00 | 12 69 | 04 00 | 22 27 | 00 00 |
| | Decrement | BE EF | 03 | 06 00 | C3 68 | 05 00 | 22 27 | 00 00 |
| Advanced Color Adjustment LUMINANCE G Reset | Execute | BE EF | 03 | 06 00 | 20 E5 | 06 00 | E2 70 | 00 00 |

| Names | Operation Type | Header | | | CRC | Command Data | | | |
|---|----------------|--------|-------|-------|-------|--------------|-------|--------------|-------|
| | | | | | | Action | Type | Setting code | |
| Advanced Color Adjustment LUMINANCE C | Get | BE EF | 03 | 06 00 | 88 68 | 02 00 | 23 27 | 00 00 | |
| | Increment | BE EF | 03 | 06 00 | EE 68 | 04 00 | 23 27 | 00 00 | |
| | Decrement | BE EF | 03 | 06 00 | 3F 69 | 05 00 | 23 27 | 00 00 | |
| Advanced Color Adjustment LUMINANCE C Reset | Execute | BE EF | 03 | 06 00 | DC E4 | 06 00 | E3 70 | 00 00 | |
| Advanced Color Adjustment LUMINANCE B | Get | BE EF | 03 | 06 00 | FC 69 | 02 00 | 24 27 | 00 00 | |
| | Increment | BE EF | 03 | 06 00 | 9A 69 | 04 00 | 24 27 | 00 00 | |
| | Decrement | BE EF | 03 | 06 00 | 4B 68 | 05 00 | 24 27 | 00 00 | |
| Advanced Color Adjustment LUMINANCE B Reset | Execute | BE EF | 03 | 06 00 | A8 E5 | 06 00 | E4 70 | 00 00 | |
| Advanced Color Adjustment LUMINANCE M | Get | BE EF | 03 | 06 00 | 00 68 | 02 00 | 25 27 | 00 00 | |
| | Increment | BE EF | 03 | 06 00 | 66 68 | 04 00 | 25 27 | 00 00 | |
| | Decrement | BE EF | 03 | 06 00 | B7 69 | 05 00 | 25 27 | 00 00 | |
| Advanced Color Adjustment LUMINANCE M Reset | Execute | BE EF | 03 | 06 00 | 54 E4 | 06 00 | E5 70 | 00 00 | |
| ASPECT | Set | NORMAL | BE EF | 03 | 06 00 | 5E DD | 01 00 | 08 20 | 10 00 |
| | | 4:3 | BE EF | 03 | 06 00 | 9E D0 | 01 00 | 08 20 | 00 00 |
| | | 16:9 | BE EF | 03 | 06 00 | 0E D1 | 01 00 | 08 20 | 01 00 |
| | | 16:10 | BE EF | 03 | 06 00 | 3E D6 | 01 00 | 08 20 | 0A 00 |
| | | 14:9 | BE EF | 03 | 06 00 | CE D6 | 01 00 | 08 20 | 09 00 |
| | | NATIVE | BE EF | 03 | 06 00 | 5E D7 | 01 00 | 08 20 | 08 00 |
| | ZOOM | BE EF | 03 | 06 00 | 9E C4 | 01 00 | 08 20 | 30 00 | |
| | Get | BE EF | 03 | 06 00 | AD D0 | 02 00 | 08 20 | 00 00 | |
| OVER SCAN | Get | BE EF | 03 | 06 00 | 91 70 | 02 00 | 09 22 | 00 00 | |
| | Increment | BE EF | 03 | 06 00 | F7 70 | 04 00 | 09 22 | 00 00 | |
| | Decrement | BE EF | 03 | 06 00 | 26 71 | 05 00 | 09 22 | 00 00 | |
| OVER SCAN Reset | Execute | BE EF | 03 | 06 00 | EC D9 | 06 00 | 27 70 | 00 00 | |
| V POSITION | Get | BE EF | 03 | 06 00 | 0D 83 | 02 00 | 00 21 | 00 00 | |
| | Increment | BE EF | 03 | 06 00 | 6B 83 | 04 00 | 00 21 | 00 00 | |
| | Decrement | BE EF | 03 | 06 00 | BA 82 | 05 00 | 00 21 | 00 00 | |
| V POSITION Reset | Execute | BE EF | 03 | 06 00 | E0 D2 | 06 00 | 02 70 | 00 00 | |

RS-232C Communication / Network command table (continued)

| Names | Operation Type | Header | | | CRC | Command Data | | | |
|-------------------------------------|----------------|---------------|-------|-------|-------|--------------|-------|--------------|-------|
| | | | | | | Action | Type | Setting code | |
| H POSITION | Get | BE EF | 03 | 06 00 | F1 82 | 02 00 | 01 21 | 00 00 | |
| | Increment | BE EF | 03 | 06 00 | 97 82 | 04 00 | 01 21 | 00 00 | |
| | Decrement | BE EF | 03 | 06 00 | 46 83 | 05 00 | 01 21 | 00 00 | |
| H POSITION Reset | Execute | BE EF | 03 | 06 00 | 1C D3 | 06 00 | 03 70 | 00 00 | |
| H PHASE | Get | BE EF | 03 | 06 00 | 49 83 | 02 00 | 03 21 | 00 00 | |
| | Increment | BE EF | 03 | 06 00 | 2F 83 | 04 00 | 03 21 | 00 00 | |
| | Decrement | BE EF | 03 | 06 00 | FE 82 | 05 00 | 03 21 | 00 00 | |
| H SIZE | Get | BE EF | 03 | 06 00 | B5 82 | 02 00 | 02 21 | 00 00 | |
| | Increment | BE EF | 03 | 06 00 | D3 82 | 04 00 | 02 21 | 00 00 | |
| | Decrement | BE EF | 03 | 06 00 | 02 83 | 05 00 | 02 21 | 00 00 | |
| H SIZE Reset | Execute | BE EF | 03 | 06 00 | 68 D2 | 06 00 | 04 70 | 00 00 | |
| AUTO IMAGE | Execute | BE EF | 03 | 06 00 | 91 D0 | 06 00 | 0A 20 | 00 00 | |
| PROGRESSIVE | Set | OFF | BE EF | 03 | 06 00 | 4A 72 | 01 00 | 07 22 | 00 00 |
| | | TV | BE EF | 03 | 06 00 | DA 73 | 01 00 | 07 22 | 01 00 |
| | | FILM | BE EF | 03 | 06 00 | 2A 73 | 01 00 | 07 22 | 02 00 |
| | Get | BE EF | 03 | 06 00 | 79 72 | 02 00 | 07 22 | 00 00 | |
| VIDEO NR | Set | LOW | BE EF | 03 | 06 00 | 26 72 | 01 00 | 06 22 | 01 00 |
| | | MID | BE EF | 03 | 06 00 | D6 72 | 01 00 | 06 22 | 02 00 |
| | | HIGH | BE EF | 03 | 06 00 | 46 73 | 01 00 | 06 22 | 03 00 |
| | Get | BE EF | 03 | 06 00 | 85 73 | 02 00 | 06 22 | 00 00 | |
| COLOR SPACE | Set | AUTO | BE EF | 03 | 06 00 | 0E 72 | 01 00 | 04 22 | 00 00 |
| | | RGB | BE EF | 03 | 06 00 | 9E 73 | 01 00 | 04 22 | 01 00 |
| | | SMPTE240 | BE EF | 03 | 06 00 | 6E 73 | 01 00 | 04 22 | 02 00 |
| | | REC2020 | BE EF | 03 | 06 00 | 5E 71 | 01 00 | 04 22 | 05 00 |
| | | REC709 | BE EF | 03 | 06 00 | FE 72 | 01 00 | 04 22 | 03 00 |
| | | REC601 | BE EF | 03 | 06 00 | CE 70 | 01 00 | 04 22 | 04 00 |
| | Get | BE EF | 03 | 06 00 | 3D 72 | 02 00 | 04 22 | 00 00 | |
| C-VIDEO FORMAT | Set | AUTO | BE EF | 03 | 06 00 | A2 70 | 01 00 | 11 22 | 0A 00 |
| | | NTSC | BE EF | 03 | 06 00 | C2 74 | 01 00 | 11 22 | 04 00 |
| | | PAL | BE EF | 03 | 06 00 | 52 75 | 01 00 | 11 22 | 05 00 |
| | | SECAM | BE EF | 03 | 06 00 | 52 70 | 01 00 | 11 22 | 09 00 |
| | | NTSC4.43 | BE EF | 03 | 06 00 | 62 77 | 01 00 | 11 22 | 02 00 |
| | | M-PAL | BE EF | 03 | 06 00 | C2 71 | 01 00 | 11 22 | 08 00 |
| | | N-PAL | BE EF | 03 | 06 00 | 32 74 | 01 00 | 11 22 | 07 00 |
| | Get | BE EF | 03 | 06 00 | 31 76 | 02 00 | 11 22 | 00 00 | |
| DIGITAL SIGNAL FORMAT - HDMI 1 | Set | 2K COMPATIBLE | BE EF | 03 | 06 00 | 02 3D | 01 00 | 61 23 | 00 00 |
| | | 4K STANDARD | BE EF | 03 | 06 00 | 92 3C | 01 00 | 61 23 | 01 00 |
| | | 4K ENHANCED | BE EF | 03 | 06 00 | 62 3C | 01 00 | 61 23 | 02 00 |
| | Get | BE EF | 03 | 06 00 | 31 3D | 02 00 | 61 23 | 00 00 | |
| DIGITAL SIGNAL FORMAT - DisplayPort | Set | 2K COMPATIBLE | BE EF | 03 | 06 00 | 9E 3E | 01 00 | 68 23 | 00 00 |
| | | 4K STANDARD | BE EF | 03 | 06 00 | 0E 3F | 01 00 | 68 23 | 01 00 |
| | Get | BE EF | 03 | 06 00 | AD 3E | 02 00 | 68 23 | 00 00 | |
| DIGITAL SIGNAL FORMAT - HDBaseT | Set | 2K COMPATIBLE | BE EF | 03 | 06 00 | 76 3C | 01 00 | 66 23 | 00 00 |
| | | 4K STANDARD | BE EF | 03 | 06 00 | E6 3D | 01 00 | 66 23 | 01 00 |
| | Get | BE EF | 03 | 06 00 | 45 3C | 02 00 | 66 23 | 00 00 | |

| Names | Operation Type | Header | | | | CRC | Command Data | | |
|--------------------------|----------------|---------------|-------|-------|-------|-------|--------------|-------|--------------|
| | | | | | | | Action | Type | Setting code |
| HDMI 1 RANGE | Set | AUTO | BE EF | 03 | 06 00 | 86 D8 | 01 00 | 22 20 | 00 00 |
| | | NORMAL | BE EF | 03 | 06 00 | 16 D9 | 01 00 | 22 20 | 01 00 |
| | | ENHANCED | BE EF | 03 | 06 00 | E6 D9 | 01 00 | 22 20 | 02 00 |
| | Get | BE EF | 03 | 06 00 | B5 D8 | 02 00 | 22 20 | 00 00 | |
| HDMI 2 RANGE | Set | AUTO | BE EF | 03 | 06 00 | 7A D9 | 01 00 | 23 20 | 00 00 |
| | | NORMAL | BE EF | 03 | 06 00 | EA D8 | 01 00 | 23 20 | 01 00 |
| | | ENHANCED | BE EF | 03 | 06 00 | 1A D8 | 01 00 | 23 20 | 02 00 |
| | Get | BE EF | 03 | 06 00 | 49 D9 | 02 00 | 23 20 | 00 00 | |
| HDBaseT RANGE | Set | AUTO | BE EF | 03 | 06 00 | 86 EB | 01 00 | D2 20 | 00 00 |
| | | NORMAL | BE EF | 03 | 06 00 | 16 EA | 01 00 | D2 20 | 01 00 |
| | | ENHANCED | BE EF | 03 | 06 00 | E6 EA | 01 00 | D2 20 | 02 00 |
| | Get | BE EF | 03 | 06 00 | B5 EB | 02 00 | D2 20 | 00 00 | |
| 3G-SDI RANGE* | Set | NORMAL | BE EF | 03 | 06 00 | 16 E5 | 01 00 | E2 20 | 01 00 |
| | | ENHANCED | BE EF | 03 | 06 00 | E6 E5 | 01 00 | E2 20 | 02 00 |
| | Get | BE EF | 03 | 06 00 | B5 E4 | 02 00 | E2 20 | 00 00 | |
| DisplayPort RANGE | Set | AUTO | BE EF | 03 | 06 00 | 46 E0 | 01 00 | F2 20 | 00 00 |
| | | NORMAL | BE EF | 03 | 06 00 | D6 E1 | 01 00 | F2 20 | 01 00 |
| | | ENHANCED | BE EF | 03 | 06 00 | 26 E1 | 01 00 | F2 20 | 02 00 |
| | Get | BE EF | 03 | 06 00 | 75 E0 | 02 00 | F2 20 | 00 00 | |
| COMPUTER IN | Set | AUTO | BE EF | 03 | 06 00 | CE D6 | 01 00 | 10 20 | 03 00 |
| | | SYNC ON G OFF | BE EF | 03 | 06 00 | 5E D7 | 01 00 | 10 20 | 02 00 |
| | Get | BE EF | 03 | 06 00 | 0D D6 | 02 00 | 10 20 | 00 00 | |
| FRAME LOCK - COMPUTER IN | Set | OFF | BE EF | 03 | 06 00 | 3B C2 | 01 00 | 50 30 | 00 00 |
| | | ON | BE EF | 03 | 06 00 | AB C3 | 01 00 | 50 30 | 01 00 |
| | Get | BE EF | 03 | 06 00 | 08 C2 | 02 00 | 50 30 | 00 00 | |
| FRAME LOCK - HDMI 1 | Set | OFF | BE EF | 03 | 06 00 | 7F C2 | 01 00 | 53 30 | 00 00 |
| | | ON | BE EF | 03 | 06 00 | EF C3 | 01 00 | 53 30 | 01 00 |
| | Get | BE EF | 03 | 06 00 | 4C C2 | 02 00 | 53 30 | 00 00 | |
| FRAME LOCK - HDMI 2 | Set | OFF | BE EF | 03 | 06 00 | 97 C0 | 01 00 | 5D 30 | 00 00 |
| | | ON | BE EF | 03 | 06 00 | 07 C1 | 01 00 | 5D 30 | 01 00 |
| | Get | BE EF | 03 | 06 00 | A4 C0 | 02 00 | 5D 30 | 00 00 | |
| FRAME LOCK - HDBaseT | Set | OFF | BE EF | 03 | 06 00 | C2 EB | 01 00 | D1 20 | 00 00 |
| | | ON | BE EF | 03 | 06 00 | 52 EA | 01 00 | D1 20 | 01 00 |
| | Get | BE EF | 03 | 06 00 | F1 EB | 02 00 | D1 20 | 00 00 | |

* Supported only for LWU900-DS/LHD878-DS

RS-232C Communication / Network command table (continued)

| Names | Operation Type | Header | | | | CRC | Command Data | | |
|---------------------------|----------------|-------------|-------|-------|-------|-------|--------------|-------|--------------|
| | | | | | | | Action | Type | Setting code |
| FRAME LOCK - 3G-SDI* | Set | OFF | BE EF | 03 | 06 00 | C2 E4 | 01 00 | E1 20 | 00 00 |
| | | ON | BE EF | 03 | 06 00 | 52 E5 | 01 00 | E1 20 | 01 00 |
| | Get | BE EF | 03 | 06 00 | F1 E4 | 02 00 | E1 20 | 00 00 | |
| FRAME LOCK - DisplayPort | Set | OFF | BE EF | 03 | 06 00 | 02 E0 | 01 00 | F1 20 | 00 00 |
| | | ON | BE EF | 03 | 06 00 | 92 E1 | 01 00 | F1 20 | 01 00 |
| | Get | BE EF | 03 | 06 00 | 31 E0 | 02 00 | F1 20 | 00 00 | |
| PICTURE POSITION V | Set | TOP | BE EF | 03 | 06 00 | 02 D0 | 01 00 | 09 20 | 02 00 |
| | | MIDDLE | BE EF | 03 | 06 00 | 62 D1 | 01 00 | 09 20 | 00 00 |
| | | BOTTOM | BE EF | 03 | 06 00 | F2 D0 | 01 00 | 09 20 | 01 00 |
| | Get | BE EF | 03 | 06 00 | 51 D1 | 02 00 | 09 20 | 00 00 | |
| PICTURE POSITION H | Set | RIGHT | BE EF | 03 | 06 00 | 46 D5 | 01 00 | 1E 20 | 01 00 |
| | | MIDDLE | BE EF | 03 | 06 00 | D6 D4 | 01 00 | 1E 20 | 00 00 |
| | | LEFT | BE EF | 03 | 06 00 | B6 D5 | 01 00 | 1E 20 | 02 00 |
| | Get | BE EF | 03 | 06 00 | E5 D4 | 02 00 | 1E 20 | 00 00 | |
| GEOMETRIC MODE | Set | KEYSTONE | BE EF | 03 | 06 00 | 6B 8C | 01 00 | 30 31 | 01 00 |
| | | 3D KEYSTONE | BE EF | 03 | 06 00 | 9B 8C | 01 00 | 30 31 | 02 00 |
| | | WARPING | BE EF | 03 | 06 00 | 3B 8F | 01 00 | 30 31 | 04 00 |
| | Get | BE EF | 03 | 06 00 | C8 8D | 02 00 | 30 31 | 00 00 | |
| KEYSTONE V | Get | BE EF | 03 | 06 00 | B9 D3 | 02 00 | 07 20 | 00 00 | |
| | Increment | BE EF | 03 | 06 00 | DF D3 | 04 00 | 07 20 | 00 00 | |
| | Decrement | BE EF | 03 | 06 00 | 0E D2 | 05 00 | 07 20 | 00 00 | |
| KEYSTONE V Reset | Execute | BE EF | 03 | 06 00 | 08 D0 | 06 00 | 0C 70 | 00 00 | |
| KEYSTONE H | Get | BE EF | 03 | 06 00 | E9 D0 | 02 00 | 0B 20 | 00 00 | |
| | Increment | BE EF | 03 | 06 00 | 8F D0 | 04 00 | 0B 20 | 00 00 | |
| | Decrement | BE EF | 03 | 06 00 | 5E D1 | 05 00 | 0B 20 | 00 00 | |
| KEYSTONE H Reset | Execute | BE EF | 03 | 06 00 | 98 D8 | 06 00 | 20 70 | 00 00 | |
| 3D KEYSTONE Left Top - H | Get | BE EF | 03 | 06 00 | 31 89 | 02 00 | 21 21 | 00 00 | |
| | Increment | BE EF | 03 | 06 00 | 57 89 | 04 00 | 21 21 | 00 00 | |
| | Decrement | BE EF | 03 | 06 00 | 86 88 | 05 00 | 21 21 | 00 00 | |
| 3D KEYSTONE Left Top - V | Get | BE EF | 03 | 06 00 | 75 89 | 02 00 | 22 21 | 00 00 | |
| | Increment | BE EF | 03 | 06 00 | 13 89 | 04 00 | 22 21 | 00 00 | |
| | Decrement | BE EF | 03 | 06 00 | C2 88 | 05 00 | 22 21 | 00 00 | |
| 3D KEYSTONE Right Top - H | Get | BE EF | 03 | 06 00 | 89 88 | 02 00 | 23 21 | 00 00 | |
| | Increment | BE EF | 03 | 06 00 | EF 88 | 04 00 | 23 21 | 00 00 | |
| | Decrement | BE EF | 03 | 06 00 | 3E 89 | 05 00 | 23 21 | 00 00 | |
| 3D KEYSTONE Right Top - V | Get | BE EF | 03 | 06 00 | FD 89 | 02 00 | 24 21 | 00 00 | |
| | Increment | BE EF | 03 | 06 00 | 9B 89 | 04 00 | 24 21 | 00 00 | |
| | Decrement | BE EF | 03 | 06 00 | 4A 88 | 05 00 | 24 21 | 00 00 | |

* Supported only for LWU900-DS/LHD878-DS

| Names | Operation Type | Header | | | | CRC | Command Data | | |
|--|----------------|--------|----|-------|-------|-------|--------------|-------|--------------|
| | | | | | | | Action | Type | Setting code |
| 3D KEYSTONE Left Bottom - H | Get | BE EF | 03 | 06 00 | 01 88 | 02 00 | 25 21 | 00 00 | |
| | Increment | BE EF | 03 | 06 00 | 67 88 | 04 00 | 25 21 | 00 00 | |
| | Decrement | BE EF | 03 | 06 00 | B6 89 | 05 00 | 25 21 | 00 00 | |
| 3D KEYSTONE Left Bottom - V | Get | BE EF | 03 | 06 00 | 45 88 | 02 00 | 26 21 | 00 00 | |
| | Increment | BE EF | 03 | 06 00 | 23 88 | 04 00 | 26 21 | 00 00 | |
| | Decrement | BE EF | 03 | 06 00 | F2 89 | 05 00 | 26 21 | 00 00 | |
| 3D KEYSTONE Right Bottom - H | Get | BE EF | 03 | 06 00 | B9 89 | 02 00 | 27 21 | 00 00 | |
| | Increment | BE EF | 03 | 06 00 | DF 89 | 04 00 | 27 21 | 00 00 | |
| | Decrement | BE EF | 03 | 06 00 | 0E 88 | 05 00 | 27 21 | 00 00 | |
| 3D KEYSTONE Right Bottom - V | Get | BE EF | 03 | 06 00 | AD 8A | 02 00 | 28 21 | 00 00 | |
| | Increment | BE EF | 03 | 06 00 | CB 8A | 04 00 | 28 21 | 00 00 | |
| | Decrement | BE EF | 03 | 06 00 | 1A 8B | 05 00 | 28 21 | 00 00 | |
| 3D KEYSTONE All Corners Reset | Execute | BE EF | 03 | 06 00 | D5 8A | 06 00 | 29 21 | 00 00 | |
| 3D KEYSTONE Left Side Distortion | Get | BE EF | 03 | 06 00 | 31 97 | 02 00 | 41 21 | 00 00 | |
| | Increment | BE EF | 03 | 06 00 | 57 97 | 04 00 | 41 21 | 00 00 | |
| | Decrement | BE EF | 03 | 06 00 | 86 96 | 05 00 | 41 21 | 00 00 | |
| 3D KEYSTONE Right Side Distortion | Get | BE EF | 03 | 06 00 | 75 97 | 02 00 | 42 21 | 00 00 | |
| | Increment | BE EF | 03 | 06 00 | 13 97 | 04 00 | 42 21 | 00 00 | |
| | Decrement | BE EF | 03 | 06 00 | C2 96 | 05 00 | 42 21 | 00 00 | |
| 3D KEYSTONE Top Side Distortion | Get | BE EF | 03 | 06 00 | FD 97 | 02 00 | 44 21 | 00 00 | |
| | Increment | BE EF | 03 | 06 00 | 9B 97 | 04 00 | 44 21 | 00 00 | |
| | Decrement | BE EF | 03 | 06 00 | 4A 96 | 05 00 | 44 21 | 00 00 | |
| 3D KEYSTONE Bottom Side Distortion | Get | BE EF | 03 | 06 00 | 01 96 | 02 00 | 45 21 | 00 00 | |
| | Increment | BE EF | 03 | 06 00 | 67 96 | 04 00 | 45 21 | 00 00 | |
| | Decrement | BE EF | 03 | 06 00 | B6 97 | 05 00 | 45 21 | 00 00 | |
| 3D KEYSTONE All Sides Reset | Execute | BE EF | 03 | 06 00 | 3D 96 | 06 00 | 47 21 | 00 00 | |
| 3D KEYSTONE Memory Save-1 | Execute | BE EF | 03 | 06 00 | 29 95 | 06 00 | 48 21 | 00 00 | |
| 3D KEYSTONE Memory Save-2 | Execute | BE EF | 03 | 06 00 | D5 94 | 06 00 | 49 21 | 00 00 | |
| 3D KEYSTONE Memory Save-3 | Execute | BE EF | 03 | 06 00 | 91 94 | 06 00 | 4A 21 | 00 00 | |
| 3D KEYSTONE Memory Load-1 | Execute | BE EF | 03 | 06 00 | 6D 95 | 06 00 | 4B 21 | 00 00 | |
| 3D KEYSTONE Memory Load-2 | Execute | BE EF | 03 | 06 00 | 19 94 | 06 00 | 4C 21 | 00 00 | |
| 3D KEYSTONE Memory Load-3 | Execute | BE EF | 03 | 06 00 | E5 95 | 06 00 | 4D 21 | 00 00 | |

RS-232C Communication / Network command table (continued)

| Names | Operation Type | Header | | | | CRC | Command Data | | |
|----------------------------|----------------|--------|-------|-------|-------|-------|--------------|-------|--------------|
| | | | | | | | Action | Type | Setting code |
| EDGE BLENDING MODE | Set | OFF | BE EF | 03 | 06 00 | 6B 94 | 01 00 | 4C 31 | 00 00 |
| | | MANUAL | BE EF | 03 | 06 00 | FB 95 | 01 00 | 4C 31 | 01 00 |
| | | CAMERA | BE EF | 03 | 06 00 | 0B 95 | 01 00 | 4C 31 | 02 00 |
| | Get | BE EF | 03 | 06 00 | 58 94 | 02 00 | 4C 31 | 00 00 | |
| EDGE BLENDING REGION Reset | Execute | BE EF | 03 | 06 00 | 8C 96 | 06 00 | 40 31 | 00 00 | |
| EDGE BLENDING LEVEL | Increment | BE EF | 03 | 06 00 | 92 96 | 04 00 | 41 31 | 00 00 | |
| | Decrement | BE EF | 03 | 06 00 | 43 97 | 05 00 | 41 31 | 00 00 | |
| | Get | BE EF | 03 | 06 00 | F4 96 | 02 00 | 41 31 | 00 00 | |
| EDGE BLENDING LEFT | Get | BE EF | 03 | 06 00 | 68 95 | 02 00 | 48 31 | 00 00 | |
| | Increment | BE EF | 03 | 06 00 | 0E 95 | 04 00 | 48 31 | 00 00 | |
| | Decrement | BE EF | 03 | 06 00 | DF 94 | 05 00 | 48 31 | 00 00 | |
| EDGE BLENDING RIGHT | Get | BE EF | 03 | 06 00 | 94 94 | 02 00 | 49 31 | 00 00 | |
| | Increment | BE EF | 03 | 06 00 | F2 94 | 04 00 | 49 31 | 00 00 | |
| | Decrement | BE EF | 03 | 06 00 | 23 95 | 05 00 | 49 31 | 00 00 | |
| EDGE BLENDING TOP | Get | BE EF | 03 | 06 00 | D0 94 | 02 00 | 4A 31 | 00 00 | |
| | Increment | BE EF | 03 | 06 00 | B6 94 | 04 00 | 4A 31 | 00 00 | |
| | Decrement | BE EF | 03 | 06 00 | 67 95 | 05 00 | 4A 31 | 00 00 | |
| EDGE BLENDING BOTTOM | Get | BE EF | 03 | 06 00 | 2C 95 | 02 00 | 4B 31 | 00 00 | |
| | Increment | BE EF | 03 | 06 00 | 4A 95 | 04 00 | 4B 31 | 00 00 | |
| | Decrement | BE EF | 03 | 06 00 | 9B 94 | 05 00 | 4B 31 | 00 00 | |

| Names | Operation Type | Header | | | | CRC | Command Data | | |
|------------------------------|----------------|--------|-------|-------|-------|-------|--------------|-------|--------------|
| | | | | | | | Action | Type | Setting code |
| CROPPING MODE | Set | OFF | BE EF | 03 | 06 00 | FB 93 | 01 00 | 50 31 | 00 00 |
| | | ON | BE EF | 03 | 06 00 | 6B 92 | 01 00 | 50 31 | 01 00 |
| | Get | BE EF | 03 | 06 00 | C8 93 | 02 00 | 50 31 | 00 00 | |
| CROPPING SETUP X | Get | BE EF | 03 | 06 00 | A8 91 | 02 00 | 58 31 | 00 00 | |
| | Increment | BE EF | 03 | 06 00 | CE 91 | 04 00 | 58 31 | 00 00 | |
| | Decrement | BE EF | 03 | 06 00 | 1F 90 | 05 00 | 58 31 | 00 00 | |
| CROPPING SETUP Y | Get | BE EF | 03 | 06 00 | 54 90 | 02 00 | 59 31 | 00 00 | |
| | Increment | BE EF | 03 | 06 00 | 32 90 | 04 00 | 59 31 | 00 00 | |
| | Decrement | BE EF | 03 | 06 00 | E3 91 | 05 00 | 59 31 | 00 00 | |
| CROPPING SETUP W | Get | BE EF | 03 | 06 00 | 10 90 | 02 00 | 5A 31 | 00 00 | |
| | Increment | BE EF | 03 | 06 00 | 76 90 | 04 00 | 5A 31 | 00 00 | |
| | Decrement | BE EF | 03 | 06 00 | A7 91 | 05 00 | 5A 31 | 00 00 | |
| CROPPING SETUP H | Get | BE EF | 03 | 06 00 | EC 91 | 02 00 | 5B 31 | 00 00 | |
| | Increment | BE EF | 03 | 06 00 | 8A 91 | 04 00 | 5B 31 | 00 00 | |
| | Decrement | BE EF | 03 | 06 00 | 5B 90 | 05 00 | 5B 31 | 00 00 | |
| CROPPING Apply | Execute | BE EF | 03 | 06 00 | B0 93 | 06 00 | 51 31 | 00 00 | |
| CROPPING Reset | Execute | BE EF | 03 | 06 00 | F4 93 | 06 00 | 52 31 | 00 00 | |
| WARPING MODE | Set | OFF | BE EF | 03 | 06 00 | FB 9C | 01 00 | 60 31 | 00 00 |
| | | MODE-1 | BE EF | 03 | 06 00 | 6B 9D | 01 00 | 60 31 | 01 00 |
| | | MODE-2 | BE EF | 03 | 06 00 | 9B 9D | 01 00 | 60 31 | 02 00 |
| | | MODE-3 | BE EF | 03 | 06 00 | 0B 9C | 01 00 | 60 31 | 03 00 |
| | Get | BE EF | 03 | 06 00 | C8 9C | 02 00 | 60 31 | 00 00 | |
| WHITE BALANCE OFFSET R | Get | BE EF | 03 | 06 00 | 0C 72 | 02 00 | 50 27 | 00 00 | |
| | Increment | BE EF | 03 | 06 00 | 6A 72 | 04 00 | 50 27 | 00 00 | |
| | Decrement | BE EF | 03 | 06 00 | BB 73 | 05 00 | 50 27 | 00 00 | |
| WHITE BALANCE OFFSET R Reset | Execute | BE EF | 03 | 06 00 | 38 E2 | 06 00 | F8 70 | 00 00 | |
| WHITE BALANCE OFFSET G | Get | BE EF | 03 | 06 00 | F0 73 | 02 00 | 51 27 | 00 00 | |
| | Increment | BE EF | 03 | 06 00 | 96 73 | 04 00 | 51 27 | 00 00 | |
| | Decrement | BE EF | 03 | 06 00 | 47 72 | 05 00 | 51 27 | 00 00 | |
| WHITE BALANCE OFFSET G Reset | Execute | BE EF | 03 | 06 00 | C4 E3 | 06 00 | F9 70 | 00 00 | |
| WHITE BALANCE OFFSET B | Get | BE EF | 03 | 06 00 | B4 73 | 02 00 | 52 27 | 00 00 | |
| | Increment | BE EF | 03 | 06 00 | D2 73 | 04 00 | 52 27 | 00 00 | |
| | Decrement | BE EF | 03 | 06 00 | 03 72 | 05 00 | 52 27 | 00 00 | |
| WHITE BALANCE OFFSET B Reset | Execute | BE EF | 03 | 06 00 | 80 E3 | 06 00 | FA 70 | 00 00 | |

RS-232C Communication / Network command table (continued)

| Names | Operation Type | Header | | | CRC | Command Data | | |
|----------------------------------|----------------|--------|----|-------|-------|--------------|-------|--------------|
| | | | | | | Action | Type | Setting code |
| WHITE BALANCE GAIN R | Get | BE EF | 03 | 06 00 | 3C 73 | 02 00 | 54 27 | 00 00 |
| | Increment | BE EF | 03 | 06 00 | 5A 73 | 04 00 | 54 27 | 00 00 |
| | Decrement | BE EF | 03 | 06 00 | 8B 72 | 05 00 | 54 27 | 00 00 |
| WHITE BALANCE GAIN R Reset | Execute | BE EF | 03 | 06 00 | 08 E3 | 06 00 | FC 70 | 00 00 |
| WHITE BALANCE GAIN G | Get | BE EF | 03 | 06 00 | C0 72 | 02 00 | 55 27 | 00 00 |
| | Increment | BE EF | 03 | 06 00 | A6 72 | 04 00 | 55 27 | 00 00 |
| | Decrement | BE EF | 03 | 06 00 | 77 73 | 05 00 | 55 27 | 00 00 |
| WHITE BALANCE GAIN G Reset | Execute | BE EF | 03 | 06 00 | F4 E2 | 06 00 | FD 70 | 00 00 |
| WHITE BALANCE GAIN B | Get | BE EF | 03 | 06 00 | 84 72 | 02 00 | 56 27 | 00 00 |
| | Increment | BE EF | 03 | 06 00 | E2 72 | 04 00 | 56 27 | 00 00 |
| | Decrement | BE EF | 03 | 06 00 | 33 73 | 05 00 | 56 27 | 00 00 |
| WHITE BALANCE GAIN B Reset | Execute | BE EF | 03 | 06 00 | B0 E2 | 06 00 | FE 70 | 00 00 |
| BLACK LEVEL R | Get | BE EF | 03 | 06 00 | CC 76 | 02 00 | 40 27 | 00 00 |
| | Increment | BE EF | 03 | 06 00 | AA 76 | 04 00 | 40 27 | 00 00 |
| | Decrement | BE EF | 03 | 06 00 | 7B 77 | 05 00 | 40 27 | 00 00 |
| BLACK LEVEL R Reset | Execute | BE EF | 03 | 06 00 | 68 E1 | 06 00 | F4 70 | 00 00 |
| BLACK LEVEL G | Get | BE EF | 03 | 06 00 | 30 77 | 02 00 | 41 27 | 00 00 |
| | Increment | BE EF | 03 | 06 00 | 56 77 | 04 00 | 41 27 | 00 00 |
| | Decrement | BE EF | 03 | 06 00 | 87 76 | 05 00 | 41 27 | 00 00 |
| BLACK LEVEL G Reset | Execute | BE EF | 03 | 06 00 | 94 E0 | 06 00 | F5 70 | 00 00 |
| BLACK LEVEL B | Get | BE EF | 03 | 06 00 | 74 77 | 02 00 | 42 27 | 00 00 |
| | Increment | BE EF | 03 | 06 00 | 12 77 | 04 00 | 42 27 | 00 00 |
| | Decrement | BE EF | 03 | 06 00 | C3 76 | 05 00 | 42 27 | 00 00 |
| BLACK LEVEL B Reset | Execute | BE EF | 03 | 06 00 | D0 E0 | 06 00 | F6 70 | 00 00 |
| BLACK LEVEL W | Get | BE EF | 03 | 06 00 | 88 76 | 02 00 | 43 27 | 00 00 |
| | Increment | BE EF | 03 | 06 00 | EE 76 | 04 00 | 43 27 | 00 00 |
| | Decrement | BE EF | 03 | 06 00 | 3F 77 | 05 00 | 43 27 | 00 00 |
| BLACK LEVEL W Reset | Execute | BE EF | 03 | 06 00 | 2C E1 | 06 00 | F7 70 | 00 00 |

| Names | Operation Type | Header | | | CRC | Command Data | | | |
|---------------------------|----------------|-----------------|-------|-------|-------|--------------|-------|--------------|-------|
| | | | | | | Action | Type | Setting code | |
| LIGHT OUTPUT | Set | NORMAL | BE EF | 03 | 06 00 | 3B 37 | 01 00 | 00 33 | 30 00 |
| | | QUIET MODE | BE EF | 03 | 06 00 | AB 22 | 01 00 | 00 33 | 01 00 |
| | | LIGHT 75% | BE EF | 03 | 06 00 | 6B 20 | 01 00 | 00 33 | 05 00 |
| | | LIGHT 50% | BE EF | 03 | 06 00 | 9B 20 | 01 00 | 00 33 | 06 00 |
| | Get | BE EF | 03 | 06 00 | 08 23 | 02 00 | 00 33 | 00 00 | |
| LIGHT OUTPUT NORMAL POWER | Get | BE EF | 03 | 06 00 | C4 23 | 02 00 | 05 33 | 00 00 | |
| | Increment | BE EF | 03 | 06 00 | A2 23 | 04 00 | 05 33 | 00 00 | |
| | Decrement | BE EF | 03 | 06 00 | 73 22 | 05 00 | 05 33 | 00 00 | |
| INSTALLATION | Set | FRONT / DESKTOP | BE EF | 03 | 06 00 | C7 D2 | 01 00 | 01 30 | 00 00 |
| | | REAR / DESKTOP | BE EF | 03 | 06 00 | 57 D3 | 01 00 | 01 30 | 01 00 |
| | | REAR / CEILING | BE EF | 03 | 06 00 | A7 D3 | 01 00 | 01 30 | 02 00 |
| | | FRONT / CEILING | BE EF | 03 | 06 00 | 37 D2 | 01 00 | 01 30 | 03 00 |
| | Get | BE EF | 03 | 06 00 | F4 D2 | 02 00 | 01 30 | 00 00 | |
| STANDBY MODE | Set | QUICK START | BE EF | 03 | 06 00 | 16 DF | 01 00 | 01 60 | 10 00 |
| | | NORMAL | BE EF | 03 | 06 00 | D6 D2 | 01 00 | 01 60 | 00 00 |
| | | NETWORK-WOL | BE EF | 03 | 06 00 | B6 D3 | 01 00 | 01 60 | 02 00 |
| | | POWER SAVE | BE EF | 03 | 06 00 | 4E D3 | 01 00 | 01 60 | 01 00 |
| Get | BE EF | 03 | 06 00 | E5 D2 | 02 00 | 01 60 | 00 00 | | |
| COLOR UNIFORMITY LEVEL | Set | 1 | BE EF | 03 | 06 00 | AF 6D | 01 00 | 30 27 | 01 00 |
| | | 2 | BE EF | 03 | 06 00 | 5F 6D | 01 00 | 30 27 | 02 00 |
| | | 3 | BE EF | 03 | 06 00 | CF 6C | 01 00 | 30 27 | 03 00 |
| | | 4 | BE EF | 03 | 06 00 | FF 6E | 01 00 | 30 27 | 04 00 |
| Get | BE EF | 03 | 06 00 | 0C 6C | 02 00 | 30 27 | 00 00 | | |
| COLOR UNIFORMITY AREA | Set | Top Left | BE EF | 03 | 06 00 | C3 6D | 01 00 | 31 27 | 00 00 |
| | | Top | BE EF | 03 | 06 00 | 53 6C | 01 00 | 31 27 | 01 00 |
| | | Top Right | BE EF | 03 | 06 00 | A3 6C | 01 00 | 31 27 | 02 00 |
| | | Left | BE EF | 03 | 06 00 | 03 AC | 01 00 | 31 27 | 00 01 |
| | | All | BE EF | 03 | 06 00 | 93 AD | 01 00 | 31 27 | 01 01 |
| | | Right | BE EF | 03 | 06 00 | 63 AD | 01 00 | 31 27 | 02 01 |
| | | Bottom Left | BE EF | 03 | 06 00 | 02 EC | 01 00 | 31 27 | 00 02 |
| | | Bottom | BE EF | 03 | 06 00 | 92 ED | 01 00 | 31 27 | 01 02 |
| Bottom Right | BE EF | 03 | 06 00 | 62 ED | 01 00 | 31 27 | 02 02 | | |
| Get | BE EF | 03 | 06 00 | F0 6D | 02 00 | 31 27 | 00 00 | | |
| COLOR UNIFORMITY R | Get | BE EF | 03 | 06 00 | B4 6D | 02 00 | 32 27 | 00 00 | |
| | Increment | BE EF | 03 | 06 00 | D2 6D | 04 00 | 32 27 | 00 00 | |
| | Decrement | BE EF | 03 | 06 00 | 03 6C | 05 00 | 32 27 | 00 00 | |
| COLOR UNIFORMITY R Reset | Execute | BE EF | 03 | 06 00 | 58 E0 | 06 00 | F0 70 | 00 00 | |

RS-232C Communication / Network command table (continued)

| Names | Operation Type | | Header | | | CRC | Command Data | | |
|----------------------------|----------------|-----|--------|----|-------|-------|--------------|-------|--------------|
| | | | | | | | Action | Type | Setting code |
| COLOR UNIFORMITY G | Get | | BE EF | 03 | 06 00 | 48 6C | 02 00 | 33 27 | 00 00 |
| | Increment | | BE EF | 03 | 06 00 | 2E 6C | 04 00 | 33 27 | 00 00 |
| | Decrement | | BE EF | 03 | 06 00 | FF 6D | 05 00 | 33 27 | 00 00 |
| COLOR UNIFORMITY G Reset | Execute | | BE EF | 03 | 06 00 | A4 E1 | 06 00 | F1 70 | 00 00 |
| COLOR UNIFORMITY B | Get | | BE EF | 03 | 06 00 | 3C 6D | 02 00 | 34 27 | 00 00 |
| | Increment | | BE EF | 03 | 06 00 | 5A 6D | 04 00 | 34 27 | 00 00 |
| | Decrement | | BE EF | 03 | 06 00 | 8B 6C | 05 00 | 34 27 | 00 00 |
| COLOR UNIFORMITY B Reset | Execute | | BE EF | 03 | 06 00 | E0 E1 | 06 00 | F2 70 | 00 00 |
| COLOR UNIFORMITY ALL Reset | Execute | | BE EF | 03 | 06 00 | 1C E0 | 06 00 | F3 70 | 00 00 |
| COLOR UNIFORMITY PATTERN | Set | OFF | BE EF | 03 | 06 00 | B7 6C | 01 00 | 36 27 | 00 00 |
| | | ON | BE EF | 03 | 06 00 | 27 6D | 01 00 | 36 27 | 01 00 |
| | Get | | BE EF | 03 | 06 00 | 84 6C | 02 00 | 36 27 | 00 00 |
| VOLUME - COMPUTER IN | Get | | BE EF | 03 | 06 00 | CD CC | 02 00 | 60 20 | 00 00 |
| | Increment | | BE EF | 03 | 06 00 | AB CC | 04 00 | 60 20 | 00 00 |
| | Decrement | | BE EF | 03 | 06 00 | 7A CD | 05 00 | 60 20 | 00 00 |
| VOLUME - LAN | Get | | BE EF | 03 | 06 00 | E9 CE | 02 00 | 6B 20 | 00 00 |
| | Increment | | BE EF | 03 | 06 00 | 8F CE | 04 00 | 6B 20 | 00 00 |
| | Decrement | | BE EF | 03 | 06 00 | 5E CF | 05 00 | 6B 20 | 00 00 |
| VOLUME - HDMI 1 | Get | | BE EF | 03 | 06 00 | 89 CC | 02 00 | 63 20 | 00 00 |
| | Increment | | BE EF | 03 | 06 00 | EF CC | 04 00 | 63 20 | 00 00 |
| | Decrement | | BE EF | 03 | 06 00 | 3E CD | 05 00 | 63 20 | 00 00 |
| VOLUME - HDMI 2 | Get | | BE EF | 03 | 06 00 | 61 CE | 02 00 | 6D 20 | 00 00 |
| | Increment | | BE EF | 03 | 06 00 | 07 CE | 04 00 | 6D 20 | 00 00 |
| | Decrement | | BE EF | 03 | 06 00 | D6 CF | 05 00 | 6D 20 | 00 00 |
| VOLUME - HDBaseT | Get | | BE EF | 03 | 06 00 | C1 EA | 02 00 | D5 20 | 00 00 |
| | Increment | | BE EF | 03 | 06 00 | A7 EA | 04 00 | D5 20 | 00 00 |
| | Decrement | | BE EF | 03 | 06 00 | 76 EB | 05 00 | D5 20 | 00 00 |
| VOLUME - VIDEO | Get | | BE EF | 03 | 06 00 | 31 CD | 02 00 | 61 20 | 00 00 |
| | Increment | | BE EF | 03 | 06 00 | 57 CD | 04 00 | 61 20 | 00 00 |
| | Decrement | | BE EF | 03 | 06 00 | 86 CC | 05 00 | 61 20 | 00 00 |
| VOLUME - 3G-SDI* | Get | | BE EF | 03 | 06 00 | C1 E5 | 02 00 | E5 20 | 00 00 |
| | Increment | | BE EF | 03 | 06 00 | A7 E5 | 04 00 | E5 20 | 00 00 |
| | Decrement | | BE EF | 03 | 06 00 | 76 E4 | 05 00 | E5 20 | 00 00 |
| VOLUME - DisplayPort | Get | | BE EF | 03 | 06 00 | 01 E1 | 02 00 | F5 20 | 00 00 |
| | Increment | | BE EF | 03 | 06 00 | 67 E1 | 04 00 | F5 20 | 00 00 |
| | Decrement | | BE EF | 03 | 06 00 | B6 E0 | 05 00 | F5 20 | 00 00 |
| VOLUME - STANDBY | Get | | BE EF | 03 | 06 00 | D9 CF | 02 00 | 6F 20 | 00 00 |
| | Increment | | BE EF | 03 | 06 00 | BF CF | 04 00 | 6F 20 | 00 00 |
| | Decrement | | BE EF | 03 | 06 00 | 6E CE | 05 00 | 6F 20 | 00 00 |
| VOLUME - ALL | Get | | BE EF | 03 | 06 00 | CD C3 | 02 00 | 50 20 | 00 00 |
| | Increment | | BE EF | 03 | 06 00 | AB C3 | 04 00 | 50 20 | 00 00 |
| | Decrement | | BE EF | 03 | 06 00 | 7A C2 | 05 00 | 50 20 | 00 00 |

* Supported only for LWU900-DS/LHD878-DS

| Names | Operation Type | Header | CRC | Command Data | | | |
|----------------------------|----------------|-------------------|----------------|--------------|-------|--------------|-------|
| | | | | Action | Type | Setting code | |
| MUTE | Set | OFF | BE EF 03 06 00 | 46 D3 | 01 00 | 02 20 | 00 00 |
| | | ON | BE EF 03 06 00 | D6 D2 | 01 00 | 02 20 | 01 00 |
| | Get | BE EF 03 06 00 | 75 D3 | 02 00 | 02 20 | 00 00 | |
| AV MUTE | Set | OFF | BE EF 03 06 00 | FE F0 | 01 00 | A0 20 | 00 00 |
| | | ON | BE EF 03 06 00 | 6E F1 | 01 00 | A0 20 | 01 00 |
| | Get | BE EF 03 06 00 | CD F0 | 02 00 | A0 20 | 00 00 | |
| AUDIO SOURCE - COMPUTER IN | Set | AUDIO IN1 | BE EF 03 06 00 | 6E DC | 01 00 | 30 20 | 01 00 |
| | | AUDIO IN2 | BE EF 03 06 00 | 9E DC | 01 00 | 30 20 | 02 00 |
| | Get | BE EF 03 06 00 | FE DD | 01 00 | 30 20 | 00 00 | |
| AUDIO SOURCE - LAN | Set | OFF | BE EF 03 06 00 | FE DD | 01 00 | 30 20 | 00 00 |
| | | AUDIO IN1 | BE EF 03 06 00 | CD DD | 02 00 | 30 20 | 00 00 |
| | | AUDIO IN2 | BE EF 03 06 00 | 4A DE | 01 00 | 3B 20 | 01 00 |
| | | AUDIO LAN | BE EF 03 06 00 | BA DE | 01 00 | 3B 20 | 02 00 |
| | Get | BE EF 03 06 00 | 8A D3 | 01 00 | 3B 20 | 11 00 | |
| AUDIO SOURCE - HDMI 1 | Set | OFF | BE EF 03 06 00 | DA DF | 01 00 | 3B 20 | 00 00 |
| | | AUDIO IN1 | BE EF 03 06 00 | DA DC | 01 00 | 3B 20 | 00 00 |
| | | AUDIO IN2 | BE EF 03 06 00 | E9 DF | 02 00 | 3B 20 | 00 00 |
| | | AUDIO HDMI 1 | BE EF 03 06 00 | 2A DC | 01 00 | 33 20 | 01 00 |
| | Get | BE EF 03 06 00 | DA DC | 01 00 | 33 20 | 02 00 | |
| AUDIO SOURCE - HDMI 2 | Set | OFF | BE EF 03 06 00 | BA DD | 01 00 | 33 20 | 00 00 |
| | | AUDIO IN1 | BE EF 03 06 00 | 89 DD | 02 00 | 33 20 | 00 00 |
| | | AUDIO IN2 | BE EF 03 06 00 | C2 DE | 01 00 | 3D 20 | 01 00 |
| | | AUDIO HDMI 2 | BE EF 03 06 00 | 32 DE | 01 00 | 3D 20 | 02 00 |
| | Get | BE EF 03 06 00 | 02 C7 | 01 00 | 3D 20 | 21 00 | |
| AUDIO SOURCE - HDBaseT | Set | OFF | BE EF 03 06 00 | 52 DF | 01 00 | 3D 20 | 00 00 |
| | | AUDIO IN1 | BE EF 03 06 00 | 61 DF | 02 00 | 3D 20 | 00 00 |
| | | AUDIO IN2 | BE EF 03 06 00 | 9E EA | 01 00 | D4 20 | 01 00 |
| | | AUDIO HDBaseT | BE EF 03 06 00 | 6E EA | 01 00 | D4 20 | 02 00 |
| | Get | BE EF 03 06 00 | 0E F0 | 01 00 | D4 20 | 24 00 | |
| AUDIO SOURCE - 3G-SDI* | Set | OFF | BE EF 03 06 00 | 0E EB | 01 00 | D4 20 | 00 00 |
| | | AUDIO IN1 | BE EF 03 06 00 | 3D EB | 02 00 | D4 20 | 00 00 |
| | | AUDIO IN2 | BE EF 03 06 00 | 9E E5 | 01 00 | E4 20 | 01 00 |
| | | AUDIO IN2 | BE EF 03 06 00 | 6E E5 | 01 00 | E4 20 | 02 00 |
| | Get | BE EF 03 06 00 | 0E E4 | 01 00 | E4 20 | 00 00 | |
| AUDIO SOURCE - DisplayPort | Set | OFF | BE EF 03 06 00 | 3D E4 | 02 00 | E4 20 | 00 00 |
| | | AUDIO IN1 | BE EF 03 06 00 | 5E E1 | 01 00 | F4 20 | 01 00 |
| | | AUDIO IN2 | BE EF 03 06 00 | AE E1 | 01 00 | F4 20 | 02 00 |
| | | AUDIO DisplayPort | BE EF 03 06 00 | AE FA | 01 00 | F4 20 | 26 00 |
| | Get | BE EF 03 06 00 | CE E0 | 01 00 | F4 20 | 00 00 | |
| | Get | BE EF 03 06 00 | FD E0 | 02 00 | F4 20 | 00 00 | |

* Supported only for LWU900-DS/LHD878-DS

RS-232C Communication / Network command table (continued)

| Names | Operation Type | Header | | | | CRC | Command Data | | |
|----------------------|----------------|------------|-------|-------|-------|-------|--------------|-------|--------------|
| | | | | | | | Action | Type | Setting code |
| AUDIO SOURCE - VIDEO | Set | AUDIO IN1 | BE EF | 03 | 06 00 | 92 DD | 01 00 | 31 20 | 01 00 |
| | | AUDIO IN2 | BE EF | 03 | 06 00 | 62 DD | 01 00 | 31 20 | 02 00 |
| | | OFF | BE EF | 03 | 06 00 | 02 DC | 01 00 | 31 20 | 00 00 |
| | Get | BE EF | 03 | 06 00 | 31 DC | 02 00 | 31 20 | 00 00 | |
| LAN SOUND ENABLE | Set | Disable | BE EF | 03 | 06 00 | BA F0 | 01 00 | A3 20 | 00 00 |
| | | Enable | BE EF | 03 | 06 00 | 2A F1 | 01 00 | A3 20 | 01 00 |
| | Get | BE EF | 03 | 06 00 | 89 F0 | 02 00 | A3 20 | 00 00 | |
| LANGUAGE | Set | ENGLISH | BE EF | 03 | 06 00 | F7 D3 | 01 00 | 05 30 | 00 00 |
| | | FRANÇAIS | BE EF | 03 | 06 00 | 67 D2 | 01 00 | 05 30 | 01 00 |
| | | DEUTSCH | BE EF | 03 | 06 00 | 97 D2 | 01 00 | 05 30 | 02 00 |
| | | ESPAÑOL | BE EF | 03 | 06 00 | 07 D3 | 01 00 | 05 30 | 03 00 |
| | | ITALIANO | BE EF | 03 | 06 00 | 37 D1 | 01 00 | 05 30 | 04 00 |
| | | NORSK | BE EF | 03 | 06 00 | A7 D0 | 01 00 | 05 30 | 05 00 |
| | | NEDERLANDS | BE EF | 03 | 06 00 | 57 D0 | 01 00 | 05 30 | 06 00 |
| | | PORTUGUÊS | BE EF | 03 | 06 00 | C7 D1 | 01 00 | 05 30 | 07 00 |
| | | 日本語 | BE EF | 03 | 06 00 | 37 D4 | 01 00 | 05 30 | 08 00 |
| | | 簡体中文 | BE EF | 03 | 06 00 | A7 D5 | 01 00 | 05 30 | 09 00 |
| | | 繁体中文 | BE EF | 03 | 06 00 | 37 DE | 01 00 | 05 30 | 10 00 |
| | | 한국어 | BE EF | 03 | 06 00 | 57 D5 | 01 00 | 05 30 | 0A 00 |
| | | SVENSKA | BE EF | 03 | 06 00 | C7 D4 | 01 00 | 05 30 | 0B 00 |
| | | РУССКИЙ | BE EF | 03 | 06 00 | F7 D6 | 01 00 | 05 30 | 0C 00 |
| | | SUOMI | BE EF | 03 | 06 00 | 67 D7 | 01 00 | 05 30 | 0D 00 |
| | POLSKI | BE EF | 03 | 06 00 | 97 D7 | 01 00 | 05 30 | 0E 00 | |
| TÜRKÇE | BE EF | 03 | 06 00 | 07 D6 | 01 00 | 05 30 | 0F 00 | | |
| Get | BE EF | 03 | 06 00 | C4 D3 | 02 00 | 05 30 | 00 00 | | |

| Names | Operation Type | Header | | | CRC | Command Data | | | |
|-----------------------|----------------|-----------|-------|-------|-------|--------------|-------|--------------|-------|
| | | | | | | Action | Type | Setting code | |
| MENU POSITION V | Get | BE EF | 03 | 06 00 | 40 D7 | 02 00 | 16 30 | 00 00 | |
| | Increment | BE EF | 03 | 06 00 | 26 D7 | 04 00 | 16 30 | 00 00 | |
| | Decrement | BE EF | 03 | 06 00 | F7 D6 | 05 00 | 16 30 | 00 00 | |
| MENU POSITION V Reset | Execute | BE EF | 03 | 06 00 | A8 C7 | 06 00 | 44 70 | 00 00 | |
| MENU POSITION H | Get | BE EF | 03 | 06 00 | 04 D7 | 02 00 | 15 30 | 00 00 | |
| | Increment | BE EF | 03 | 06 00 | 62 D7 | 04 00 | 15 30 | 00 00 | |
| | Decrement | BE EF | 03 | 06 00 | B3 D6 | 05 00 | 15 30 | 00 00 | |
| MENU POSITION H Reset | Execute | BE EF | 03 | 06 00 | DC C6 | 06 00 | 43 70 | 00 00 | |
| BLANK | Set | My Screen | BE EF | 03 | 06 00 | FB CA | 01 00 | 00 30 | 20 00 |
| | | ORIGINAL | BE EF | 03 | 06 00 | FB E2 | 01 00 | 00 30 | 40 00 |
| | | BLUE | BE EF | 03 | 06 00 | CB D3 | 01 00 | 00 30 | 03 00 |
| | | WHITE | BE EF | 03 | 06 00 | 6B D0 | 01 00 | 00 30 | 05 00 |
| | | BLACK | BE EF | 03 | 06 00 | 9B D0 | 01 00 | 00 30 | 06 00 |
| BLANK On/Off | Set | Get | BE EF | 03 | 06 00 | 08 D3 | 02 00 | 00 30 | 00 00 |
| | | OFF | BE EF | 03 | 06 00 | FB D8 | 01 00 | 20 30 | 00 00 |
| | ON | BE EF | 03 | 06 00 | 6B D9 | 01 00 | 20 30 | 01 00 | |
| AUTO BLANK | Set | Get | BE EF | 03 | 06 00 | C8 D8 | 02 00 | 20 30 | 00 00 |
| | | BLUE | BE EF | 03 | 06 00 | 67 D1 | 01 00 | 0D 30 | 03 00 |
| | | WHITE | BE EF | 03 | 06 00 | C7 D2 | 01 00 | 0D 30 | 05 00 |
| | BLACK | BE EF | 03 | 06 00 | 37 D2 | 01 00 | 0D 30 | 06 00 | |
| START UP | Set | Get | BE EF | 03 | 06 00 | A4 D1 | 02 00 | 0D 30 | 00 00 |
| | | My Screen | BE EF | 03 | 06 00 | CB CB | 01 00 | 04 30 | 20 00 |
| | | ORIGINAL | BE EF | 03 | 06 00 | 0B D2 | 01 00 | 04 30 | 00 00 |
| | OFF | BE EF | 03 | 06 00 | 9B D3 | 01 00 | 04 30 | 01 00 | |
| | Get | BE EF | 03 | 06 00 | 38 D2 | 02 00 | 04 30 | 00 00 | |

RS-232C Communication / Network command table (continued)

| Names | Operation Type | Header | CRC | Command Data | | | | |
|--------------------------------|----------------|--------------|----------|--------------|-------|--------------|-------|-------|
| | | | | Action | Type | Setting code | | |
| My Screen Lock | Set | OFF | BE EF | 03 06 00 | 3B EF | 01 00 | C0 30 | 00 00 |
| | | ON | BE EF | 03 06 00 | AB EE | 01 00 | C0 30 | 01 00 |
| | Get | BE EF | 03 06 00 | 08 EF | 02 00 | C0 30 | 00 00 | |
| OSD MESSAGE | Set | OFF | BE EF | 03 06 00 | 8F D6 | 01 00 | 17 30 | 00 00 |
| | | ON | BE EF | 03 06 00 | 1F D7 | 01 00 | 17 30 | 01 00 |
| | | HIDE | BE EF | 03 06 00 | EF D7 | 01 00 | 17 30 | 02 00 |
| | Get | BE EF | 03 06 00 | BC D6 | 02 00 | 17 30 | 00 00 | |
| TEMPLATE | Set | TEST PATTERN | BE EF | 03 06 00 | 43 D9 | 01 00 | 22 30 | 00 00 |
| | | DOT-LINE 1 | BE EF | 03 06 00 | D3 D8 | 01 00 | 22 30 | 01 00 |
| | | DOT-LINE 2 | BE EF | 03 06 00 | 23 D8 | 01 00 | 22 30 | 02 00 |
| | | DOT-LINE 3 | BE EF | 03 06 00 | B3 D9 | 01 00 | 22 30 | 03 00 |
| | | DOT-LINE 4 | BE EF | 03 06 00 | 83 DB | 01 00 | 22 30 | 04 00 |
| | Get | BE EF | 03 06 00 | 83 C0 | 01 00 | 22 30 | 20 00 | |
| TEMPLATE On/Off | Set | OFF | BE EF | 03 06 00 | BF D8 | 01 00 | 23 30 | 00 00 |
| | | ON | BE EF | 03 06 00 | 2F D9 | 01 00 | 23 30 | 01 00 |
| | Get | BE EF | 03 06 00 | 8C D8 | 02 00 | 23 30 | 00 00 | |
| Closed Caption C. C. - DISPLAY | Set | OFF | BE EF | 03 06 00 | FA 62 | 01 00 | 00 37 | 00 00 |
| | | ON | BE EF | 03 06 00 | 6A 63 | 01 00 | 00 37 | 01 00 |
| | | AUTO | BE EF | 03 06 00 | 9A 63 | 01 00 | 00 37 | 02 00 |
| | Get | BE EF | 03 06 00 | C9 62 | 02 00 | 00 37 | 00 00 | |
| Closed Caption C. C. - MODE | Set | CAPTIONS | BE EF | 03 06 00 | 06 63 | 01 00 | 01 37 | 00 00 |
| | | TEXT | BE EF | 03 06 00 | 96 62 | 01 00 | 01 37 | 01 00 |
| | Get | BE EF | 03 06 00 | 35 63 | 02 00 | 01 37 | 00 00 | |
| Closed Caption C. C. - CHANNEL | Set | 1 | BE EF | 03 06 00 | D2 62 | 01 00 | 02 37 | 01 00 |
| | | 2 | BE EF | 03 06 00 | 22 62 | 01 00 | 02 37 | 02 00 |
| | | 3 | BE EF | 03 06 00 | B2 63 | 01 00 | 02 37 | 03 00 |
| | | 4 | BE EF | 03 06 00 | 82 61 | 01 00 | 02 37 | 04 00 |
| | Get | BE EF | 03 06 00 | 71 63 | 02 00 | 02 37 | 00 00 | |
| SEARCH SKIP - COMPUTER IN | Set | NORMAL | BE EF | 03 06 00 | FE 78 | 01 00 | 20 22 | 00 00 |
| | | SKIP | BE EF | 03 06 00 | 6E 79 | 01 00 | 20 22 | 01 00 |
| | Get | BE EF | 03 06 00 | CD 78 | 02 00 | 20 22 | 00 00 | |
| SEARCH SKIP - LAN | Set | NORMAL | BE EF | 03 06 00 | DA 7A | 01 00 | 2B 22 | 00 00 |
| | | SKIP | BE EF | 03 06 00 | 4A 7B | 01 00 | 2B 22 | 01 00 |
| | Get | BE EF | 03 06 00 | E9 7A | 02 00 | 2B 22 | 00 00 | |
| SEARCH SKIP - HDMI 1 | Set | NORMAL | BE EF | 03 06 00 | BA 78 | 01 00 | 23 22 | 00 00 |
| | | SKIP | BE EF | 03 06 00 | 2A 79 | 01 00 | 23 22 | 01 00 |
| | Get | BE EF | 03 06 00 | 89 78 | 02 00 | 23 22 | 00 00 | |
| SEARCH SKIP - HDMI 2 | Set | NORMAL | BE EF | 03 06 00 | 52 7A | 01 00 | 2D 22 | 00 00 |
| | | SKIP | BE EF | 03 06 00 | C2 7B | 01 00 | 2D 22 | 01 00 |
| | Get | BE EF | 03 06 00 | 61 7A | 02 00 | 2D 22 | 00 00 | |
| SEARCH SKIP - HDBaseT | Set | NORMAL | BE EF | 03 06 00 | B6 EA | 01 00 | D6 20 | 00 00 |
| | | SKIP | BE EF | 03 06 00 | 26 EB | 01 00 | D6 20 | 01 00 |
| | Get | BE EF | 03 06 00 | 85 EA | 02 00 | D6 20 | 00 00 | |

| Names | Operation Type | Header | | | | CRC | Command Data | | |
|---------------------------------|----------------|--------|-------|-------|-------|-------|--------------|-------|--------------|
| | | | | | | | Action | Type | Setting code |
| SEARCH SKIP - VIDEO | Set | NORMAL | BE EF | 03 | 06 00 | 02 79 | 01 00 | 21 22 | 00 00 |
| | | SKIP | BE EF | 03 | 06 00 | 92 78 | 01 00 | 21 22 | 01 00 |
| | Get | BE EF | 03 | 06 00 | 31 79 | 02 00 | 21 22 | 00 00 | |
| SEARCH SKIP 3G-SDI* | Set | NORMAL | BE EF | 03 | 06 00 | B6 E5 | 01 00 | E6 20 | 00 00 |
| | | SKIP | BE EF | 03 | 06 00 | 26 E4 | 01 00 | E6 20 | 01 00 |
| | Get | BE EF | 03 | 06 00 | 85 E5 | 02 00 | E6 20 | 00 00 | |
| SEARCH SKIP DisplayPort | Set | NORMAL | BE EF | 03 | 06 00 | 76 E1 | 01 00 | F6 20 | 00 00 |
| | | SKIP | BE EF | 03 | 06 00 | E6 E0 | 01 00 | F6 20 | 01 00 |
| | Get | BE EF | 03 | 06 00 | 45 E1 | 02 00 | F6 20 | 00 00 | |
| AUTO SEARCH | Set | OFF | BE EF | 03 | 06 00 | B6 D6 | 01 00 | 16 20 | 00 00 |
| | | ON | BE EF | 03 | 06 00 | 26 D7 | 01 00 | 16 20 | 01 00 |
| | Get | BE EF | 03 | 06 00 | 85 D6 | 02 00 | 16 20 | 00 00 | |
| DIRECT POWER ON | Set | OFF | BE EF | 03 | 06 00 | 3B 89 | 01 00 | 20 31 | 00 00 |
| | | ON | BE EF | 03 | 06 00 | AB 88 | 01 00 | 20 31 | 01 00 |
| | Get | BE EF | 03 | 06 00 | 08 89 | 02 00 | 20 31 | 00 00 | |
| AUTO POWER ON - COMPUTER IN | Get | BE EF | 03 | 06 00 | 08 A4 | 02 00 | B0 31 | 00 00 | |
| AUTO POWER ON - VIDEO | Get | BE EF | 03 | 06 00 | F4 A5 | 02 00 | B1 31 | 00 00 | |
| AUTO POWER ON - HDMI 2 | Get | BE EF | 03 | 06 00 | A4 A6 | 02 00 | BD 31 | 00 00 | |
| AUTO POWER OFF | Get | BE EF | 03 | 06 00 | 08 86 | 02 00 | 10 31 | 00 00 | |
| | Increment | BE EF | 03 | 06 00 | 6E 86 | 04 00 | 10 31 | 00 00 | |
| | Decrement | BE EF | 03 | 06 00 | BF 87 | 05 00 | 10 31 | 00 00 | |
| SHUTTER TIMER | Set | 1h | BE EF | 03 | 06 00 | 27 92 | 01 00 | 06 24 | 01 00 |
| | | 3h | BE EF | 03 | 06 00 | 47 93 | 01 00 | 06 24 | 03 00 |
| | | 6h | BE EF | 03 | 06 00 | 17 90 | 01 00 | 06 24 | 06 00 |
| | Get | BE EF | 03 | 06 00 | 84 93 | 02 00 | 06 24 | 00 00 | |
| LIGHT SOURCE HOURS Lower Bytes | Get | BE EF | 03 | 06 00 | C2 FF | 02 00 | 90 10 | 00 00 | |
| LIGHT SOURCE HOURS Higher Bytes | Get | BE EF | 03 | 06 00 | 2A FD | 02 00 | 9E 10 | 00 00 | |
| LIGHT SOURCE HOURS Reset | Execute | BE EF | 03 | 06 00 | 58 DC | 06 00 | 30 70 | 00 00 | |
| FILTER HOURS Lower Bytes | Get | BE EF | 03 | 06 00 | C2 F0 | 02 00 | A0 10 | 00 00 | |
| FILTER HOURS Higher Bytes | Get | BE EF | 03 | 06 00 | D6 FC | 02 00 | 9F 10 | 00 00 | |
| FILTER HOURS Reset | Execute | BE EF | 03 | 06 00 | 98 C6 | 06 00 | 40 70 | 00 00 | |

* Supported only for LWU900-DS/LHD878-DS

RS-232C Communication / Network command table (continued)

| Names | Operation Type | Header | | | CRC | Command Data | | | |
|-------------|----------------|---------------|-------|-------|-------|--------------|-------|--------------|-------|
| | | | | | | Action | Type | Setting code | |
| MY BUTTON 1 | Set | MY IMAGE | BE EF | 03 | 06 00 | 5A 3D | 01 00 | 00 36 | 16 00 |
| | | MESSENGER | BE EF | 03 | 06 00 | AA 29 | 01 00 | 00 36 | 25 00 |
| | | SHUTTER | BE EF | 03 | 06 00 | 5A 26 | 01 00 | 00 36 | 32 00 |
| | | INFORMATION | BE EF | 03 | 06 00 | FA 3E | 01 00 | 00 36 | 10 00 |
| | | MY MEMORY | BE EF | 03 | 06 00 | 9A 3F | 01 00 | 00 36 | 12 00 |
| | | PICTURE MODE | BE EF | 03 | 06 00 | 0A 3E | 01 00 | 00 36 | 13 00 |
| | | FILTER RESET | BE EF | 03 | 06 00 | 3A 3C | 01 00 | 00 36 | 14 00 |
| | | TEMPLATE | BE EF | 03 | 06 00 | CA 39 | 01 00 | 00 36 | 1B 00 |
| | | MUTE | BE EF | 03 | 06 00 | FA 20 | 01 00 | 00 36 | 38 00 |
| | | PbyP/PIP SWAP | BE EF | 03 | 06 00 | 5A 38 | 01 00 | 00 36 | 1A 00 |
| | | PIP POSITION | BE EF | 03 | 06 00 | 3A 22 | 01 00 | 00 36 | 3C 00 |
| | | BLANK | BE EF | 03 | 06 00 | FA 02 | 01 00 | 00 36 | 40 00 |
| | | RESOLUTION | BE EF | 03 | 06 00 | 9A 3A | 01 00 | 00 36 | 1E 00 |
| | | LIGHT OUTPUT | BE EF | 03 | 06 00 | 0A 25 | 01 00 | 00 36 | 37 00 |
| eClarity | BE EF | 03 | 06 00 | 9A 21 | 01 00 | 00 36 | 3A 00 | | |
| HDCR | BE EF | 03 | 06 00 | 5A 23 | 01 00 | 00 36 | 3E 00 | | |
| MY BUTTON | BE EF | 03 | 06 00 | CA 72 | 01 00 | 00 36 | FF 00 | | |
| | Get | BE EF | 03 | 06 00 | 09 33 | 02 00 | 00 36 | 00 00 | |
| MY BUTTON 2 | Set | MY IMAGE | BE EF | 03 | 06 00 | A6 3C | 01 00 | 01 36 | 16 00 |
| | | MESSENGER | BE EF | 03 | 06 00 | 56 28 | 01 00 | 01 36 | 25 00 |
| | | SHUTTER | BE EF | 03 | 06 00 | A6 27 | 01 00 | 01 36 | 32 00 |
| | | INFORMATION | BE EF | 03 | 06 00 | 06 3F | 01 00 | 01 36 | 10 00 |
| | | MY MEMORY | BE EF | 03 | 06 00 | 66 3E | 01 00 | 01 36 | 12 00 |
| | | PICTURE MODE | BE EF | 03 | 06 00 | F6 3F | 01 00 | 01 36 | 13 00 |
| | | FILTER RESET | BE EF | 03 | 06 00 | C6 3D | 01 00 | 01 36 | 14 00 |
| | | TEMPLATE | BE EF | 03 | 06 00 | 36 38 | 01 00 | 01 36 | 1B 00 |
| | | MUTE | BE EF | 03 | 06 00 | 06 21 | 01 00 | 01 36 | 38 00 |
| | | PbyP/PIP SWAP | BE EF | 03 | 06 00 | A6 39 | 01 00 | 01 36 | 1A 00 |
| | | PIP POSITION | BE EF | 03 | 06 00 | C6 23 | 01 00 | 01 36 | 3C 00 |
| | | BLANK | BE EF | 03 | 06 00 | 06 03 | 01 00 | 01 36 | 40 00 |
| | | RESOLUTION | BE EF | 03 | 06 00 | 66 3B | 01 00 | 01 36 | 1E 00 |
| | | LIGHT OUTPUT | BE EF | 03 | 06 00 | F6 24 | 01 00 | 01 36 | 37 00 |
| eClarity | BE EF | 03 | 06 00 | 66 20 | 01 00 | 01 36 | 3A 00 | | |
| HDCR | BE EF | 03 | 06 00 | A6 22 | 01 00 | 01 36 | 3E 00 | | |
| MY BUTTON | BE EF | 03 | 06 00 | 36 73 | 01 00 | 01 36 | FF 00 | | |
| | Get | BE EF | 03 | 06 00 | F5 32 | 02 00 | 01 36 | 00 00 | |

| Names | Operation Type | Header | | | CRC | Command Data | | | |
|-------------|----------------|---------------|-------|-------|-------|--------------|-------|--------------|-------|
| | | | | | | Action | Type | Setting code | |
| MY BUTTON 3 | Set | MY IMAGE | BE EF | 03 | 06 00 | E2 3C | 01 00 | 02 36 | 16 00 |
| | | MESSENGER | BE EF | 03 | 06 00 | 12 28 | 01 00 | 02 36 | 25 00 |
| | | SHUTTER | BE EF | 03 | 06 00 | E2 27 | 01 00 | 02 36 | 32 00 |
| | | INFORMATION | BE EF | 03 | 06 00 | 42 3F | 01 00 | 02 36 | 10 00 |
| | | MY MEMORY | BE EF | 03 | 06 00 | 22 3E | 01 00 | 02 36 | 12 00 |
| | | PICTURE MODE | BE EF | 03 | 06 00 | B2 3F | 01 00 | 02 36 | 13 00 |
| | | FILTER RESET | BE EF | 03 | 06 00 | 82 3D | 01 00 | 02 36 | 14 00 |
| | | TEMPLATE | BE EF | 03 | 06 00 | 72 38 | 01 00 | 02 36 | 1B 00 |
| | | MUTE | BE EF | 03 | 06 00 | 42 21 | 01 00 | 02 36 | 38 00 |
| | | PbyP/PIP SWAP | BE EF | 03 | 06 00 | E2 39 | 01 00 | 02 36 | 1A 00 |
| | | PIP POSITION | BE EF | 03 | 06 00 | 82 23 | 01 00 | 02 36 | 3C 00 |
| | | BLANK | BE EF | 03 | 06 00 | 42 03 | 01 00 | 02 36 | 40 00 |
| | | RESOLUTION | BE EF | 03 | 06 00 | 22 3B | 01 00 | 02 36 | 1E 00 |
| | | LIGHT OUTPUT | BE EF | 03 | 06 00 | B2 24 | 01 00 | 02 36 | 37 00 |
| eClarity | BE EF | 03 | 06 00 | 22 20 | 01 00 | 02 36 | 3A 00 | | |
| HDCR | BE EF | 03 | 06 00 | E2 22 | 01 00 | 02 36 | 3E 00 | | |
| MY BUTTON | BE EF | 03 | 06 00 | 72 73 | 01 00 | 02 36 | FF 00 | | |
| | Get | BE EF | 03 | 06 00 | B1 32 | 02 00 | 02 36 | 00 00 | |
| MY BUTTON 4 | Set | MY IMAGE | BE EF | 03 | 06 00 | 1E 3D | 01 00 | 03 36 | 16 00 |
| | | MESSENGER | BE EF | 03 | 06 00 | EE 29 | 01 00 | 03 36 | 25 00 |
| | | SHUTTER | BE EF | 03 | 06 00 | 1E 26 | 01 00 | 03 36 | 32 00 |
| | | INFORMATION | BE EF | 03 | 06 00 | BE 3E | 01 00 | 03 36 | 10 00 |
| | | MY MEMORY | BE EF | 03 | 06 00 | DE 3F | 01 00 | 03 36 | 12 00 |
| | | PICTURE MODE | BE EF | 03 | 06 00 | 4E 3E | 01 00 | 03 36 | 13 00 |
| | | FILTER RESET | BE EF | 03 | 06 00 | 7E 3C | 01 00 | 03 36 | 14 00 |
| | | TEMPLATE | BE EF | 03 | 06 00 | 8E 39 | 01 00 | 03 36 | 1B 00 |
| | | MUTE | BE EF | 03 | 06 00 | BE 20 | 01 00 | 03 36 | 38 00 |
| | | PbyP/PIP SWAP | BE EF | 03 | 06 00 | 1E 38 | 01 00 | 03 36 | 1A 00 |
| | | PIP POSITION | BE EF | 03 | 06 00 | 7E 22 | 01 00 | 03 36 | 3C 00 |
| | | BLANK | BE EF | 03 | 06 00 | BE 02 | 01 00 | 03 36 | 40 00 |
| | | RESOLUTION | BE EF | 03 | 06 00 | DE 3A | 01 00 | 03 36 | 1E 00 |
| | | LIGHT OUTPUT | BE EF | 03 | 06 00 | 4E 25 | 01 00 | 03 36 | 37 00 |
| eClarity | BE EF | 03 | 06 00 | DE 21 | 01 00 | 03 36 | 3A 00 | | |
| HDCR | BE EF | 03 | 06 00 | 1E 23 | 01 00 | 03 36 | 3E 00 | | |
| MY BUTTON | BE EF | 03 | 06 00 | 8E 72 | 01 00 | 03 36 | FF 00 | | |
| | Get | BE EF | 03 | 06 00 | 4D 33 | 02 00 | 03 36 | 00 00 | |

RS-232C Communication / Network command table (continued)

| Names | Operation Type | Header | | | CRC | Command Data | | | |
|-----------------------------|----------------|---------|-------|-------|-------|--------------|-------|--------------|-------|
| | | | | | | Action | Type | Setting code | |
| REMOTE RECEIV. FRONT | Set | Off | BE EF | 03 | 06 00 | FF 32 | 01 00 | 00 26 | 00 00 |
| | | On | BE EF | 03 | 06 00 | 6F 33 | 01 00 | 00 26 | 01 00 |
| | Get | BE EF | 03 | 06 00 | CC 32 | 02 00 | 00 26 | 00 00 | |
| REMOTE RECEIV. REAR | Set | Off | BE EF | 03 | 06 00 | 03 33 | 01 00 | 01 26 | 00 00 |
| | | On | BE EF | 03 | 06 00 | 93 32 | 01 00 | 01 26 | 01 00 |
| | Get | BE EF | 03 | 06 00 | 30 33 | 02 00 | 01 26 | 00 00 | |
| REMOTE RECEIV.HDBaseT | Set | Off | BE EF | 03 | 06 00 | BB 32 | 01 00 | 03 26 | 00 00 |
| | | On | BE EF | 03 | 06 00 | 2B 33 | 01 00 | 03 26 | 01 00 |
| | Get | BE EF | 03 | 06 00 | 88 32 | 02 00 | 03 26 | 00 00 | |
| REMOTE FREQ. NORMAL | Set | OFF | BE EF | 03 | 06 00 | FF 3D | 01 00 | 30 26 | 00 00 |
| | | ON | BE EF | 03 | 06 00 | 6F 3C | 01 00 | 30 26 | 01 00 |
| | Get | BE EF | 03 | 06 00 | CC 3D | 02 00 | 30 26 | 00 00 | |
| REMOTE FREQ. HIGH | Set | OFF | BE EF | 03 | 06 00 | 03 3C | 01 00 | 31 26 | 00 00 |
| | | ON | BE EF | 03 | 06 00 | 93 3D | 01 00 | 31 26 | 01 00 |
| | Get | BE EF | 03 | 06 00 | 30 3C | 02 00 | 31 26 | 00 00 | |
| REMOTE ID | Set | ALL | BE EF | 03 | 06 00 | 9F 30 | 01 00 | 08 26 | 00 00 |
| | | 1 | BE EF | 03 | 06 00 | 0F 31 | 01 00 | 08 26 | 01 00 |
| | | 2 | BE EF | 03 | 06 00 | FF 31 | 01 00 | 08 26 | 02 00 |
| | | 3 | BE EF | 03 | 06 00 | 6F 30 | 01 00 | 08 26 | 03 00 |
| | | 4 | BE EF | 03 | 06 00 | 5F 32 | 01 00 | 08 26 | 04 00 |
| | Get | BE EF | 03 | 06 00 | AC 30 | 02 00 | 08 26 | 00 00 | |
| MY IMAGE | Set | OFF | BE EF | 03 | 06 00 | 3A C3 | 01 00 | 00 35 | 00 00 |
| | | IMAGE-1 | BE EF | 03 | 06 00 | AA C2 | 01 00 | 00 35 | 01 00 |
| | | IMAGE-2 | BE EF | 03 | 06 00 | 5A C2 | 01 00 | 00 35 | 02 00 |
| | | IMAGE-3 | BE EF | 03 | 06 00 | CA C3 | 01 00 | 00 35 | 03 00 |
| | | IMAGE-4 | BE EF | 03 | 06 00 | FA C1 | 01 00 | 00 35 | 04 00 |
| | Get | BE EF | 03 | 06 00 | 09 C3 | 02 00 | 00 35 | 00 00 | |
| MY IMAGE IMAGE-1 Delete | Execute | BE EF | 03 | 06 00 | 71 C3 | 06 00 | 01 35 | 00 00 | |
| MY IMAGE IMAGE-2 Delete | Execute | BE EF | 03 | 06 00 | 35 C3 | 06 00 | 02 35 | 00 00 | |
| MY IMAGE IMAGE-3 Delete | Execute | BE EF | 03 | 06 00 | C9 C2 | 06 00 | 03 35 | 00 00 | |
| MY IMAGE IMAGE-4 Delete | Execute | BE EF | 03 | 06 00 | BD C3 | 06 00 | 04 35 | 00 00 | |
| REMOTE OUT - REMOTE CONTROL | Set | OFF | BE EF | 03 | 06 00 | 47 3C | 01 00 | 32 26 | 00 00 |
| | | ON | BE EF | 03 | 06 00 | D7 3D | 01 00 | 32 26 | 01 00 |
| | Get | BE EF | 03 | 06 00 | 74 3C | 02 00 | 32 26 | 00 00 | |
| REMOTE OUT - HDBaseT | Set | OFF | BE EF | 03 | 06 00 | BB 3D | 01 00 | 33 26 | 00 00 |
| | | ON | BE EF | 03 | 06 00 | 2B 3C | 01 00 | 33 26 | 01 00 |
| | Get | BE EF | 03 | 06 00 | 88 3D | 02 00 | 33 26 | 00 00 | |
| AMX for LAN | Set | Off | BE EF | 03 | 06 00 | 33 AC | 01 00 | 30 1B | 00 00 |
| | | On | BE EF | 03 | 06 00 | A3 AD | 01 00 | 30 1B | 01 00 |
| | Get | BE EF | 03 | 06 00 | 00 AC | 02 00 | 30 1B | 00 00 | |
| CRESTRON | Set | Off | BE EF | 03 | 06 00 | 33 B2 | 01 00 | 50 1B | 00 00 |
| | | On | BE EF | 03 | 06 00 | A3 B3 | 01 00 | 50 1B | 01 00 |
| | Get | BE EF | 03 | 06 00 | 00 B2 | 02 00 | 50 1B | 00 00 | |

| Names | Operation Type | Header | | | CRC | Command Data | | | |
|------------------------------|----------------|-----------------|-------|-------|-------|--------------|-------|--------------|-------|
| | | | | | | Action | Type | Setting code | |
| EXTRON for HDBaseT | Set | Off | BE EF | 03 | 06 00 | 33 BD | 01 00 | 60 1B | 00 00 |
| | | On | BE EF | 03 | 06 00 | A3 BC | 01 00 | 60 1B | 01 00 |
| | Get | BE EF | 03 | 06 00 | 00 BD | 02 00 | 60 1B | 00 00 | |
| HDMI OUT RESOLUTION | Set | EXTERNAL DEVICE | BE EF | 03 | 06 00 | 46 EF | 01 00 | C2 20 | 00 00 |
| | | PROJECTOR | BE EF | 03 | 06 00 | D6 EE | 01 00 | C2 20 | 01 00 |
| | Get | BE EF | 03 | 06 00 | 75 EF | 02 00 | C2 20 | 00 00 | |
| STANDBY OUTPUT - AUDIO OUT | Set | OFF | BE EF | 03 | 06 00 | EA DE | 01 00 | 3F 20 | 00 00 |
| | | AUDIO IN1 | BE EF | 03 | 06 00 | 7A DF | 01 00 | 3F 20 | 01 00 |
| | | AUDIO IN2 | BE EF | 03 | 06 00 | 8A DF | 01 00 | 3F 20 | 02 00 |
| | | HDMI 1 | BE EF | 03 | 06 00 | 2A C7 | 01 00 | 3F 20 | 20 00 |
| | | HDMI 2 | BE EF | 03 | 06 00 | BA C6 | 01 00 | 3F 20 | 21 00 |
| | | HDBaseT | BE EF | 03 | 06 00 | EA C5 | 01 00 | 3F 20 | 24 00 |
| | DisplayPort | BE EF | 03 | 06 00 | 8A C4 | 01 00 | 3F 20 | 26 00 | |
| Get | BE EF | 03 | 06 00 | D9 DE | 02 00 | 3F 20 | 00 00 | | |
| STANDBY OUTPUT - MONITOR OUT | Set | COMPUTER IN | BE EF | 03 | 06 00 | 2A F7 | 01 00 | BF 20 | 00 00 |
| | | OFF | BE EF | 03 | 06 00 | DA B6 | 01 00 | BF 20 | FF 00 |
| | Get | BE EF | 03 | 06 00 | 19 F7 | 02 00 | BF 20 | 00 00 | |
| STANDBY OUTPUT - HDMI OUT | Set | HDMI 1 | BE EF | 03 | 06 00 | F2 EF | 01 00 | C1 20 | 03 00 |
| | | HDBaseT | BE EF | 03 | 06 00 | 52 E3 | 01 00 | C1 20 | 11 00 |
| | | OFF | BE EF | 03 | 06 00 | F2 AE | 01 00 | C1 20 | FF 00 |
| | Get | BE EF | 03 | 06 00 | 31 EF | 02 00 | C1 20 | 00 00 | |
| HDMI OUTPUT Enable | Set | OFF | BE EF | 03 | 06 00 | 02 2C | 01 00 | 31 23 | 00 00 |
| | | ON | BE EF | 03 | 06 00 | 92 2D | 01 00 | 31 23 | 01 00 |
| | Get | BE EF | 03 | 06 00 | 31 2C | 02 00 | 31 23 | 00 00 | |
| HDMI OUTPUT - COMPUTER IN | Set | HDMI 1 | BE EF | 03 | 06 00 | CE 37 | 01 00 | 40 23 | 03 00 |
| | | HDBaseT | BE EF | 03 | 06 00 | 6E 3B | 01 00 | 40 23 | 11 00 |
| | Get | BE EF | 03 | 06 00 | 0D 37 | 02 00 | 40 23 | 00 00 | |
| HDMI OUTPUT - VIDEO | Set | HDMI | BE EF | 03 | 06 00 | 32 36 | 01 00 | 41 23 | 03 00 |
| | | HDBaseT | BE EF | 03 | 06 00 | 92 3A | 01 00 | 41 23 | 11 00 |
| | Get | BE EF | 03 | 06 00 | F1 36 | 02 00 | 41 23 | 00 00 | |
| HDMI OUTPUT - HDMI 1 | Get | BE EF | 03 | 06 00 | 49 37 | 02 00 | 43 23 | 00 00 | |
| HDMI OUTPUT - LAN | Set | HDMI 1 | BE EF | 03 | 06 00 | EA 35 | 01 00 | 4B 23 | 03 00 |
| | | HDBaseT | BE EF | 03 | 06 00 | 4A 39 | 01 00 | 4B 23 | 11 00 |
| | Get | BE EF | 03 | 06 00 | 29 35 | 02 00 | 4B 23 | 00 00 | |
| HDMI OUTPUT - HDMI 2 | Set | HDMI 1 | BE EF | 03 | 06 00 | 62 35 | 01 00 | 4D 23 | 03 00 |
| | | HDBaseT | BE EF | 03 | 06 00 | C2 39 | 01 00 | 4D 23 | 11 00 |
| | Get | BE EF | 03 | 06 00 | A1 35 | 02 00 | 4D 23 | 00 00 | |
| HDMI OUTPUT - HDBaseT | Get | BE EF | 03 | 06 00 | 31 32 | 02 00 | 51 23 | 00 00 | |
| HDMI OUTPUT - 3G-SDI * | Set | HDMI 1 | BE EF | 03 | 06 00 | B6 32 | 01 00 | 52 23 | 03 00 |
| | | HDBaseT | BE EF | 03 | 06 00 | 16 3E | 01 00 | 52 23 | 11 00 |
| | Get | BE EF | 03 | 06 00 | 75 32 | 02 00 | 52 23 | 00 00 | |

* Supported only for LWU900-DS/LHD878-DS

PJLink command

PJLink command

| Commands | Control Description | Parameter or Response |
|---|------------------------|---|
| POWR | Power Control | 0 = Standby 1 = Power On |
| POWR ? | Power Status inquiry | 0 = Standby 1 = Power On 2 = Cool Down |
| INPT (LWU755-DS) | Input Source selection | 11 = COMPUTER IN 23 = VIDEO 31 = HDMI 1 33 = HDMI 2 36 = HDBaseT 38 = DisplayPort 51 = LAN |
| INPT ? (LWU755-DS) | Input Source inquiry | 11 = COMPUTER IN 23 = VIDEO 31 = HDMI 1 33 = HDMI 2 36 = HDBaseT 38 = DisplayPort 51 = LAN |
| INPT (LWU900-DS / LHD878-DS) | Input Source selection | 11 = COMPUTER IN 23 = VIDEO 31 = HDMI 1 33 = HDMI 2 36 = HDBaseT 37 = 3G-SDI 38 = DisplayPort 51 = LAN |
| INPT ? (LWU900-DS / LHD878-DS) | Input Source inquiry | 11 = COMPUTER IN 23 = VIDEO 31 = HDMI 1 33 = HDMI 2 36 = HDBaseT 37 = 3G-SDI 38 = DisplayPort 51 = LAN |

(continued on next page)

| Commands | Control Description | Parameter or Response |
|----------|-----------------------------|---|
| AVMT | AV Mute | 10 = BLANK off 11 = BLANK on 20 = Mute off 21 = Mute on 30 = AV Mute off 31 = AV Mute on |
| AVMT ? | AV Mute inquiry | 10 = BLANK off 11 = BLANK on 20 = Mute off 21 = Mute on 30 = AV Mute off 31 = AV Mute on |
| ERST ? | Error Status inquiry | 1st byte: Refers to Fan error; one of 0 to 2 2nd byte: Refers to Lamp error; one of 0 to 2 3rd byte: Refers to Temperature error; one of 0 to 2 4th byte: Refers to Cover error; one of 0 to 2 5th byte: Refers to Filter error; one of 0 to 2 6th byte: Refers to Other error; one of 0 to 2 The meaning of 0 to 2 is as given below 0 = Error is not detected 1 = Warning 2 = Error |
| LAMP ? | Light Source Status inquiry | 1st number (digits 1 to 5): Light Source Time 2nd number : 0 = Light Source off 1 = Light Source on |
| INST ? | Input Source List inquiry | 11 23 31 33 36 37(LWU900-DS/LHD878-DS) 38 51 |
| NAME ? | Projector Name inquiry | Responds with the name set in the item PROJECTOR NAME of the NETWORK menu |
| INF1 ? | Manufacturer's Name inquiry | CHRISTIE |
| INF2 ? | Model Name inquiry | LWU900-DS LHD878-DS LWU755-DS |
| INFO ? | Other Information inquiry | Returns an empty string. |
| CLSS ? | Class Information inquiry | 2 |

(continued on next page)

PJLink command

| Commands | Control Description | Parameter or Response |
|----------|--|--|
| SNUM ? | Serial number query | Responds with the serial number information |
| SVER ? | Software version query | Returns an empty string. |
| INNM ? | Input terminal name query | Responds with the Input terminal name |
| IRES ? | Input resolution query | Responds with the resolution information of input signal |
| RRES ? | Recommended resolution query | Responds with the recommended resolution information of input signal |
| FILT ? | Filter usage hour query | Responds with the Filter Hours (digits 1 to 5) |
| RLMP ? | Lamp replacement model number query | Returns an empty string. |
| RFIL ? | Filter replacement model number query | Returns an empty string. |
| SVOL | Speaker volume adjustment instruction | 0 = decrease volume 1 = increase volume |
| MVOL | Microphone volume adjustment instruction | Not available |
| FREZ | Freeze instruction | 0 = Freeze off 1 = Freeze on |
| FREZ ? | Freeze status query | 0 = Freeze off 1 = Freeze on |

NOTE • The password used in PJLink™ is the same as the password set in the Web Control. To use PJLink™ without authentication, do not set any password in Web Browser Control.

- For specifications of PJLink™, see the web site of the Japan Business Machine and Information System Industries Association.

URL: <http://pjlink.jbmia.or.jp/>

Corporate offices

Christie Digital Systems USA, Inc.
Cypress
ph: 714 236 8610

Christie Digital Systems Canada Inc.
Kitchener
ph: 519 744 8005

Worldwide offices

Australia
ph: +61 (0) 7 3624 4888

Brazil
ph: +55 (11) 2548 4753

China (Beijing)
ph: +86 10 6561 0240

China (Shanghai)
ph: +86 21 6278 7708

France
ph: +33 (0) 1 41 21 44 04

Germany
ph: +49 2161 664540

India
ph: +91 (080) 6708 9999

Japan (Tokyo)
ph: 81 3 3599 7481

Korea (Seoul)
ph: +82 2 702 1601

Mexico
ph: +52 55 4744 1790

Republic of South Africa
ph: +27 (0)11 510 0094

Russian Federation
and Eastern Europe
ph: +36 (0) 1 47 48 100

Singapore
ph: +65 6877 8737

Spain
ph: +34 91 633 9990

United Arab Emirates
ph: +971 4 3206688

United Kingdom
ph: +44 (0) 118 977 8000

United States (Arizona)
ph: 602 943 5700

United States (New York)
ph: 646 779 2014

Independent sales consultant offices

Italy
ph: +39 (0) 2 9902 1161



For the most current technical documentation, visit www.christiedigital.com.

