



iX SERIES

**1000 Watt 2 Way Powered Loudspeaker with KLARK TEKNIK DSP Technology,
Remote Control via iPhone/iPad and Bluetooth Audio Streaming**

Quickstart Guide



EN

Important Safety Instructions



Terminals marked with this symbol carry electrical current of sufficient magnitude to constitute risk of electric shock. Use only high-quality commercially-available speaker cables with plugs pre-installed. All other installation or modification should be performed only by qualified personnel.



This symbol, wherever it appears, alerts you to the presence of uninsulated dangerous voltage inside the enclosure - voltage that may be sufficient to constitute a risk of shock.



This symbol, wherever it appears, alerts you to important operating and maintenance instructions in the accompanying literature. Please read the manual.



Caution
To reduce the risk of electric shock, do not remove the top cover (or the rear section). No user serviceable parts inside. Refer servicing to qualified personnel.



Caution
To reduce the risk of fire or electric shock, do not expose this appliance to rain and moisture. The apparatus shall not be exposed to dripping or splashing liquids and no objects filled with liquids, such as vases, shall be placed on the apparatus.



Caution
These service instructions are for use by qualified service personnel only. To reduce the risk of electric shock do not perform any servicing other than that contained in the operation instructions. Repairs have to be performed by qualified service personnel.

LEGAL DISCLAIMER

MUSIC Group accepts no liability for any loss which may be suffered by any person who relies either wholly or in part upon any description, photograph, or statement contained herein. Technical specifications, appearances and other information are subject to change without notice. All trademarks are the property of their respective owners.

MIDAS, KLARK TEKNIK, TURBOSOUND, BEHRINGER, BUGERA and DDA are trademarks or registered trademarks of MUSIC Group IP Ltd. © MUSIC Group IP Ltd. 2015 All rights reserved.


LIMITED WARRANTY

For the applicable warranty terms and conditions and additional information regarding MUSIC Group's Limited Warranty, please see complete details online at music-group.com/warranty.

9. Do not defeat the safety purpose of the polarized or grounding-type plug. A polarized plug has two blades with one wider than the other. A grounding-type plug has two blades and a third grounding prong. The wide blade or the third prong are provided for your safety. If the provided plug does not fit into your outlet, consult an electrician for replacement of the obsolete outlet.

10. Protect the power cord from being walked on or pinched particularly at plugs, convenience receptacles, and the point where they exit from the apparatus.

11. Use only attachments/accessories specified by the manufacturer.



12. Use only with the cart, stand, tripod, bracket, or table specified by the manufacturer, or sold with the apparatus. When a cart is used, use caution when

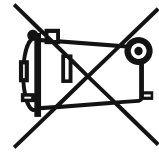
moving the cart/apparatus combination to avoid injury from tip-over.

13. Unplug this apparatus during lightning storms or when unused for long periods of time.

14. Refer all servicing to qualified service personnel. Servicing is required when the apparatus has been damaged in any way, such as power supply cord or plug is damaged, liquid has been spilled or objects have fallen into the apparatus, the apparatus has been exposed to rain or moisture, does not operate normally, or has been dropped.

15. The apparatus shall be connected to a MAINS socket outlet with a protective earthing connection.

16. Where the MAINS plug or an appliance coupler is used as the disconnect device, the disconnect device shall remain readily operable.



17. Correct disposal of this product: This symbol indicates that this product must not be disposed of with household waste, according to the WEEE Directive (2012/19/EU) and your national law.

This product should be taken to a collection

ES Instrucciones de seguridad



Las terminales marcadas con este símbolo transportan corriente eléctrica de magnitud suficiente como para constituir un riesgo de descarga eléctrica. Utilice solo cables de altavoz de alta calidad con clavijas TS de 6,3 mm pre-instaladas (puede adquirirlos en comercios especializados en audio). Cualquier otra instalación o modificación debe ser realizada únicamente por un técnico cualificado.



Este símbolo, siempre que aparece, le advierte de la presencia de voltaje peligroso sin aislar dentro de la caja; este voltaje puede ser suficiente para constituir un riesgo de descarga.



Este símbolo, siempre que aparece, le advierte sobre instrucciones operativas y de mantenimiento que aparecen en la documentación adjunta. Por favor, lea el manual.



Atención
Para reducir el riesgo de descarga eléctrica, no quite la tapa (o la parte posterior). No hay piezas en el interior del equipo que puedan ser reparadas por el usuario. Si es necesario, póngase en contacto con personal cualificado.



Atención
Para reducir el riesgo de incendio o descarga eléctrica, no exponga este aparato a la lluvia, humedad o alguna otra fuente que pueda salpicar o derramar algún líquido sobre el aparato. No coloque ningún tipo de recipiente para líquidos sobre el aparato.

Atención

FR Consignes de sécurité

CAUTION
RISK OF ELECTRIC SHOCK!
DO NOT OPEN!
ATTENTION
RISQUE D'ÉLECTROCUTION!
NE PAS OUVRIIR!



Les points repérés par ce symbole portent une tension électrique suffisante pour constituer un risque d'électrocution. Utilisez uniquement des câbles d'enceintes de haute qualité disponibles dans les points de vente avec les connecteurs Jack mono 6,35 mm déjà installés. Toute autre installation ou modification doit être effectuée uniquement par un personnel qualifié.



Ce symbole avertit de la présence d'une tension dangereuse et non isolée à l'intérieur de l'appareil - elle peut provoquer des chocs électriques.



Attention
Ce symbole signale les consignes d'utilisation et d'entre ! Tien importantes dans la documentation fournie. Lisez les consignes de sécurité du manuel d'utilisation de l'appareil.



Attention
Pour éviter tout risque de choc électrique, ne pas ouvrir le capot de l'appareil ni démonter le panneau arrière. L'intérieur de l'appareil ne possède aucun élément réparable par l'utilisateur. Laissez toute réparation à un professionnel qualifié.



Attention
Pour réduire les risques de feu et de choc électrique, n'exposez pas cet appareil à la pluie, à la moisissure, aux gouttes ou aux éclaboussures. Ne posez pas de récipient contenant un liquide sur l'appareil (un vase par exemple).



Attention
Ces consignes de sécurité et d'entretien sont destinées à un

6. Nettoyez l'appareil avec un chiffon sec.
7. Veillez à ne pas empêcher la bonne ventilation de l'appareil via ses ouïes de ventilation. Respectez les consignes du fabricant concernant l'installation de l'appareil.

8. Ne placez pas l'appareil à proximité d'une source de chaleur telle qu'un chauffage, une cuisinière ou tout appareil dégageant de la chaleur (y compris un ampli de puissance).

9. Ne supprimez jamais la sécurité des prises bipolaires ou des prises terre. Les prises bipolaires possèdent deux contacts de largeur différente. Le plus large est le contact de sécurité. Les prises terre possèdent deux contacts plus une mise à la terre servant de sécurité. Si la prise du bloc d'alimentation ou du cordon d'alimentation fourni ne correspond pas à celles de votre installation électrique, faites appel à un électricien pour effectuer le changement de prise.

10. Installez le cordon d'alimentation de telle façon que personne ne puisse marcher dessus et qu'il soit protégé d'arêtes coupantes. Assurez-vous que le cordon d'alimentation est suffisamment protégé, notamment au niveau de sa prise électrique et de l'endroit où il est relié à l'appareil; cela est également valable pour une éventuelle rallonge électrique.

11. Utilisez exclusivement des accessoires et des appareils supplémentaires recommandés par le fabricant.

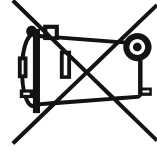


12. Utilisez exclusivement des chariots, des diables, des présentoirs, des pieds et des surfaces de travail recommandés par le fabricant

ou livrés avec le produit. Déplacez précautionneusement tout chariot ou diable chargé pour éviter d'éventuelles blessures en cas de chute.

13. Débranchez l'appareil de la tension secteur en cas d'orage ou si l'appareil reste inutilisé pendant une longue période de temps.

14. Les travaux d'entretien de l'appareil doivent être effectués uniquement par du personnel qualifié. Aucun entretien



17. Mise au rebut appropriée de ce produit: Ce symbole indique qu'un accord avec la directive DEEE (2012/19/EU) et les lois en vigueur dans votre pays, ce produit ne doit pas être jeté avec les déchets ménagers. Ce produit doit être déposé dans un point de collecte agréé pour le recyclage des déchets

d'équipements électriques et électroniques (EEE). Une mauvaise manipulation de ce type de déchets pourrait avoir un impact négatif sur l'environnement et la santé à cause des substances potentiellement dangereuses généralement associées à ces équipements. En même temps, votre coopération dans la mise au rebut de ce produit contribuera à l'utilisation efficace des ressources naturelles. Pour plus d'informations sur l'endroit où vous pouvez déposer vos déchets d'équipements pour le recyclage, veuillez contacter votre mairie ou votre centre local de collecte des déchets.

DÉNI LÉGAL

MUSIC Group ne peut être tenu pour responsable pour toute perte pouvant être subie par toute personne se fiant en partie ou en totalité à toute description, photographie ou affirmation contenue dans ce document. Les caractéristiques, l'apparence et d'autres informations peuvent faire l'objet de modifications sans notification. Toutes les marques appartiennent à leurs propriétaires respectifs. MIDAS, KLARK TEKNIK, TURBOSOUND, BEHRINGER, BUGERA et DDA sont des marques ou marques déposées de MUSIC Group IP Ltd. © MUSIC Group IP Ltd. 2015 Tous droits réservés.

GARANTIE LIMITÉE

Pour connaître les termes et conditions de garantie applicables, ainsi que les informations supplémentaires et détaillées sur la Garantie Limitée de MUSIC Group, consultez le site Internet music-group.com/warranty.

DE Wichtige Sicherheitshinweise

CAUTION
RISK OF ELECTRIC SHOCK!
DO NOT OPEN!
ATTENTION
RISQUE D'ÉLECTROCUTION!
NE PAS OUVRIIR!



Vorsicht

Die mit dem Symbol markierten Anschlüsse führen so viel Spannung, dass die Gefahr eines Stromschlags besteht. Verwenden Sie nur hochwertige, im Handel erhältliche Lautsprecherkabel mit vorinstallierten 6,3 mm TSS Steckern. Alle anderen Installationen oder Modifikationen sollten nur von qualifiziertem Fachpersonal ausgeführt werden.



Achtung

Um eine Gefährdung durch Stromschlag auszuschließen, darf die Geräteabdeckung bzw. Geräterückwand nicht abgenommen werden. Im Innern des Geräts befinden sich keine vom Benutzer reparierbaren Teile. Reparaturarbeiten dürfen nur von qualifiziertem Personal ausgeführt werden.



Achtung

Um eine Gefährdung durch Feuer bzw. Stromschlag auszuschließen, darf dieses Gerät weder Regen oder Feuchtigkeit ausgesetzt werden noch sollten Spritzwasser oder tropfende Flüssigkeiten in das Gerät gelangen können. Stellen Sie keine mit Flüssigkeit gefüllten Gegenstände, wie z. B. Vasen, auf das Gerät.



Achtung

Die Service-Hinweise sind nur durch qualifiziertes Personal zu befolgen. Um eine Gefährdung durch Stromschlag zu vermeiden, führen Sie bitte keinerlei Reparaturen an dem Gerät durch, die nicht in der Bedienungsanleitung beschrieben sind. Reparaturen sind nur von qualifiziertem Fachpersonal durchzuführen.

1. Lesen Sie diese Hinweise.
2. Bewahren Sie diese Hinweise auf.
3. Beachten Sie alle Warnhinweise.

PT Instruções de Segurança Importantes



Aviso!

Terminais marcados com o símbolo carregam corrente elétrica de magnitude suficiente para constituir um risco de choque elétrico. Use apenas cabos de alto-falantes comercialmente disponíveis de alta qualidade com plugues TS de ¼" pré-instalados. Todas as outras instalações e modificações devem ser efetuadas por pessoas qualificadas.



Este símbolo, onde quer que o encontrar, alerta-o para a leitura das instruções de manuseamento que acompanham o equipamento. Por favor leia o manual de instruções.

PT



Atenção

De forma a diminuir o risco de choque elétrico, não remover a cobertura (ou a secção de trás). Não existem peças substituíveis por parte do utilizador no seu interior. Para esse efeito recorrer a um técnico qualificado.



Atenção

Para reduzir o risco de incêndios ou choques eléctricos o aparelho não deve ser exposto à chuva nem à humidade. Além disso, não deve ser sujeito a salpicos, nem devem ser colocados em cima do aparelho objectos contendo líquidos, tais como jarras.



Atenção

Estas instruções de operação devem ser utilizadas, em exclusivo, por técnicos de assistência qualificados. Para evitar choques eléctricos não proceda a reparações ou intervenções, que não as indicadas nas instruções de operação, salvo se possuir as qualificações necessárias. Para evitar choques eléctricos não proceda a reparações ou intervenções, que não as indicadas nas instruções de

(2012/19/EU) e a legislação nacional. Este produto deverá ser levado para um centro de recolha licenciado para a reciclagem de resíduos de equipamentos eléctricos e electrónicos (EEE). O tratamento incorrecto deste tipo de resíduos pode ter um eventual impacto negativo no ambiente e na saúde humana devido a substâncias potencialmente perigosas que estão geralmente associadas aos EEE. Ao mesmo tempo, a sua colaboração para a eliminação correcta deste produto irá contribuir para a utilização eficiente dos recursos naturais. Para mais informação acerca dos locais onde podera deixar o seu equipamento usado para reciclagem, é favor contactar os serviços municipais locais, a entidade de gestão de resíduos ou os serviços de recolha de resíduos domésticos.

LEGAL RENUNCIANTE

O MUSIC Group não se responsabiliza por perda alguma que possa ser sofrida por qualquer pessoa que dependa, seja de maneira completa ou parcial, de qualquer descrição, fotografia, ou declaração aqui contidas. Dados técnicos, aparências e outras informações estão sujeitas a modificações sem aviso prévio. Todas as marcas são propriedade de seus respectivos donos. MIDAS, KLARK TEKNIK, TURBOSOUND, BEHRINGER, BUGERA e DDA são marcas ou marcas registradas do MUSIC Group IP Ltd. © MUSIC Group IP Ltd. 2015 Todos direitos reservados.

GARANTIA LIMITADA

Para obter os termos de garantia aplicáveis e condições e informações adicionais a respeito da garantia limitada do MUSIC group, favor verificar detalhes na íntegra através do website music-group.com/warranty.

JP

安全にお使いいただくために



注意

感電の恐れがありますので、ケーブルやその他の部品を取り外したり、開けたりしないでください。高品質なブロー用スピーカーケーブル（¼" TS 標準ケーブルおよびツイスト ロッキングプラグケーブル）を使用してください。



注意

火事および感電の危険を防ぐため、本装置を水分や湿気のあるところには設置しないで下さい。装置には決して水分がかからないように注意し、花瓶など水分を含んだものは、装置の上には置かないようにして下さい。



注意

このマークが表示されている箇所には、内部に高圧電流が生じています。手を触れると感電の恐れがあります。



注意

取り扱いとお手入れの方法に取扱説明書に記載されています。ご使用前に良くお読みください。



注意

1. 取扱説明書を通してご覧ください。
2. 取扱説明書を大切に保管してください。
3. 警告に従ってください。
4. 指示に従ってください。
5. 本機を水の近くで使用しないでください。
6. お手入れの際は常に乾燥した布巾を使用してください。
7. 本機は、取扱説明書の指示に従い、適切な換気を妨げない場所に設置してください。

CN 重要的安全须知



警告

电击危险，
请勿打开机盖



带有此标志的终端设备具有强大的电流，存在触电危险。仅限使用带有 ¼" TS 或扭锁式插头的高品质专业扬声器线。所有的安装或调整均须由合格的专业人员进行。



此标志提醒您，产品内存在未绝缘的危险电压，有触电危险。



此标志提醒您查阅所附的重要的使用及维修说明。请阅读有关手册。



小心

为避免触电危险，请勿打开机顶盖（或背面挡板）。设备内没有可供用户维修使用的部件。请将维修事项交由合格的专业人员进行。



小心

为避免着火或触电危险，请勿将此设备置于雨淋或潮湿中。此设备也不可受液体滴溅，盛有液体的容器也不可置于其上，如花瓶等。



小心

维修说明仅是给合格的专业维修人员使用的。为避免触电危险，除了使用说明提到的以外，请勿进行任何其它维修。所有维修均须由合格的专业人员进行。

1. 请阅读这些说明。
2. 请妥善保管这些说明。
3. 请注意所有的警示。
4. 请遵守所有的说明。
5. 请勿在靠近水的地方使用本产品。
6. 请用干布清洁本产品。
7. 请勿堵塞通风口。安装本产品时请遵照厂家的说明。

11. 请只使用厂家指定的附属设备和配件。



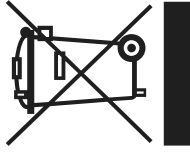
12. 请只使用厂家指定的或随货销售的推车、架子、三角架、支架和桌子。若使用手推车来搬运设备，请注意安全放置设备，以避免手推车和设备倾倒而受伤。

备倾倒而受伤。

13. 遇闪电雷鸣或长期不使用本设备时，请拔出电源插头。

14. 所有维修均须由合格的维修人员进行。设备受损时需进行维修，例如电源线或电源插头受损、液体流入或异物落入设备内，设备遭雨淋或受潮，设备不能正常运作或被摔坏。

15. 本设备连接电源时一定要有接地保护。



16. 若电源插头或器具耦合器用作断电装置，应当保证它们处于随时可方便操作状态。

17. 本产品仅适用于海拔 2000 米以下地区，本产品仅适用于非热带气候条件下。



法律声明

对于任何因在此说明书提到的全部或部分描述、图片或声明而造成的损失，MUSIC Group 不负任何责任。技术参数和外观若有更改，恕不另行通知。所有的商标均为其各自所有者财产。MIDAS, KLARK TEKNIK, TURBOSOUND, BEHRINGER, BUGERA 和 DDA 是 MUSIC Group IP Ltd. 公司的商标或注册商标。© MUSIC Group IP Ltd. 2015 版权所有。

保修条款

有关音乐集团保修的适用条款及其它相关信息，请登陆 music-group.com/warranty 网站查看完整的详细信息。

Thank you for choosing a TURBOSOUND product. For more information about this or any other TURBOSOUND product, please contact your local distributor.

Unpacking the Loudspeakers

After unpacking the unit please check the unit for damage and return it to the supplier at once. You, the consignee, are responsible for any damage to the unit during future re-shipment.

Controls













1 LCD SCREEN displays the current settings.

2 ENCODER KNOB controls volume.

5

6

iX DSP Menu Structure

Menu	Sub-Menu	Fullrange	Function
			Displays level indicators and model name. Rotate the encoder knob to adjust the output volume. Press the encoder knob to enter the main menu. Displays the following Bluetooth* status information: <ul style="list-style-type: none"> Bluetooth symbol indicates connection to audio and remote control device (iPhone, etc.) "M" or "S" below the Bluetooth symbol indicate that the speaker is linked to another iX speaker as MASTER (left channel, "M") or SLAVE (right channel, "S").
	Volume -14 dB		Rotate the encoder to change the output volume.
	INPUT SETUP BT MODE MAIN MENU (Page 1)		Sets input mixer gain for analogue input A and B, as well as Bluetooth.
			Sets front logo illumination, LCD back panel contrast, device lock and master reset.
			Lets you pair the speaker with mobile Bluetooth devices and link to another iX speaker as MASTER/SLAVE.
			Selects from 4 preset equalisations, depending on function and music type.
	POSIT. EQ INFO EXIT MAIN MENU (Page 2)		Selects DSP compensation depending on the speaker position: stand, wall or floor.
			Allows adjustment of bass and treble control, high pass filter for use with a subwoofer, and applies phase inversion to the output, if required.
			Displays model and firmware information.
	POSIT. EQ INFO EXIT		Returns to main screen.

*iPhone and iPad are trademarks of Apple Inc. The Bluetooth word mark and logos are registered trademarks owned by Bluetooth SIG, Inc. and any use of such marks is under license. Android is a trademark of Google Inc. Windows is either a registered trademark or trademark of Microsoft Corporation in the United States and/or other countries.

iX Series Bluetooth In

Bluetooth Connection

To play audio from a Bluetooth-enabled iPhone*/Android*/Windows* device, all related iX DSP functions must be enabled. For Apple iOS devices, you can also use the Bluetooth function in the Apple App Store. This iX Bluetooth function includes all DSP functions, remote control functions, and more information).

Bluetooth Streaming

To Stream Bluetooth Audio with A

Mono operation

1. Enable Bluetooth on your remote control device.
2. Switch on your iX speaker and mobile device.
3. Select "Pair device" from the SL



4. Check that your remote device is in pairing mode.
5. Once your device detects the iX speaker (e.g., "TURBOSOUND iX12").

6. Wait until the remote device shows a connection icon, which should display the name of the device.



7. Bluetooth music can now be streamed to mono.
8. The iX speaker will display the Bluetooth icon.



5. The SLAVE speaker will display "Slave linking..."



6. Select "Link speaker" from the MASTER speaker's Bluetooth menu.

7. The MASTER speaker will display "Master Linking..."

8. WAIT for the speakers to link.

9. Once the linking process is complete, Bluetooth audio will stream to the two speakers. The MASTER speaker will receive the left channel, and the SLAVE speaker will receive the right channel.

10. MASTER and SLAVE connection will be indicated on the main, top-level DSP screens.



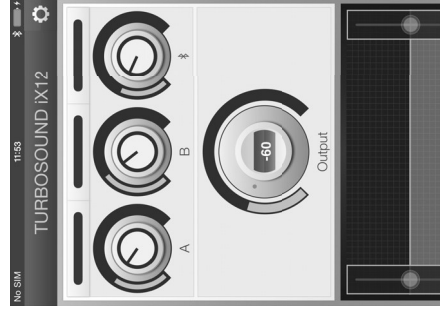
NOTE: These Bluetooth speakers can only link with another speaker of the same model (e.g., an iX 12 speaker can only be paired with another iX 12 speaker).

Bluetooth Control

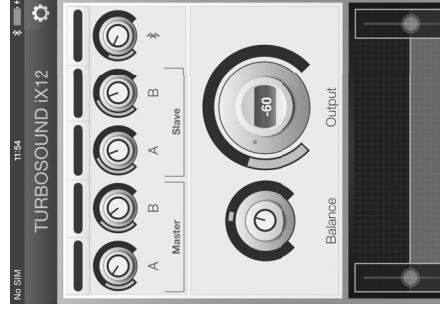
A dedicated iOS control app for iX speakers can be downloaded from the Apple Store.

- In both mono and stereo mode, first pair the MASTER speaker, and then launch the iOS control app.
- The iOS control app will automatically detect and adapt for mono or stereo mode.
- To alter the speaker settings, swipe the screen or press the settings icon. All iX speaker settings can be accessed from the iOS control app.

Main Page (1 speaker)



Main Page (2 speakers linked)



Settings/EQ Page



IMPORTANT NOTE: The mounting of the speakers should be undertaken by qualified personnel only. Walls, floors or ceilings must be reinforced if necessary. Accessory used must be safely and

When mounting rigging components are of an appropriate size and load of walls and ceilings, all need to be arranged can be safely employed must be of an appropriate type, and

The operation of your speaker cabinets can potentially expose persons to electrical, mechanical and acoustic or national authorities) personnel

Make sure that speaker cabinets and dedicated equipment and original components are missing please

Be sure to observe the local, state including the MUSIC Group company liability for any damage or personal product. Regular checks must be secure and stable condition. Make free of human traffic. Do not fly the

Speakers create a magnetic field, be affected by such fields (discs, c between 1 and 2 metres.

Technical Specifications

iX12

iX15

System	
Frequency response	50 Hz – 20 kHz ±3 dB 42 Hz – 20 kHz -10 dB
Nominal dispersion	80° H x 60° V @ -6 dB points
Maximum SPL	125 dB
Crossover type	Active
Transducers	1 x 12" (308.5 mm) LF driver 1 x 1" (25.4 mm) HF compression driver
Limiter	Independent HF, LF
Amplifier	
Maximum output power*	1000 W
Type	LF: Class-D, HF: Class AB
Protection	Short circuit, open circuit, thermal
Connectors	
Input A / B	2 x combo jack / XLR
Sensitivity for max out with volume control at 0dB	+4 dBu
Input impedance	16 kΩ unbalanced, 33 kΩ balanced
Maximum input level	+22 dBu
Output	XLR, servo-balanced
Output impedance	220 Ω unbalanced, 600 Ω balanced
Mains Supply	IEC mains connector with integrated power switch
Controls	
Hardware	Rotary push-encoder
Software	iOS interface via Bluetooth
User DSP Functions	
Factory EQ presets	Positioning, Sound mode, Phase
Display	LCD 128 x 32, blue, backlit
Equalisation	Bass and treble controls
Crossover	High pass L-R 24 dB/oct
Protection	Lock-out function for all settings
Bluetooth Wireless Technology	
Frequency range	2402 MHz ~ 2480 MHz
Channel number	79
Version	Bluetooth 4.0 dual mode
Output	8 dBm
Compatibility	Supports A2DP 1.2 profile, BLE
Maximum communication range	35 m (without interference)
Connectivity	Master-slave: stereo pairing link

Power Supply

Power consumption 80

Voltage

USA / Canada

UK / Australia / Europe

Korea / China

Japan

Enclosure

Dimensions (HWD)

Net weight

Construction

Finish

Grille

Flying hardware

Accessories

*Independent of limiters and driver protection circuit

†Only qualified personnel are allowed to modify

Other important information

EN

EN Important information

- 1. Register online.** Please register your new MUSIC Group equipment right after you purchase it by visiting turbosound.com. Registering your purchase using our simple online form helps us to process your repair claims more quickly and efficiently. Also, read the terms and conditions of our warranty, if applicable.
- 2. Malfunction.** Should your MUSIC Group Authorized Reseller not be located in your vicinity, you may contact the MUSIC Group Authorized Fulfiller for your country listed under "Support" at turbosound.com. Should your country not be listed, please check if your problem can be dealt with by our "Online Support" which may also be found under "Support" at turbosound.com. Alternatively, please submit an online warranty claim at turbosound.com BEFORE returning the product.
- 3. Power Connections.** Before plugging the unit into a power socket, please make sure you are using the correct mains voltage for your particular model. Faulty fuses must be replaced with fuses of the same type and rating without exception.

FEDERAL COMMUNICATIONS COMMISSION COMPLIANCE INFORMATION

TURBOSOUND

iX15/iX12

Responsible Party Name: MUSIC C
 Address: 5270 Pro
 Las Veg
 Phone Number: +1 702 8

iX15/iX12

This equipment has been tested and found to comply with the limits for a Class A digital device, pursuant to the FCC Rules. These limits are designed to provide protection against harmful interference in a residential environment. This equipment is operated in a commercial environment which may generate, use, and can radiate radio frequency energy, and if not installed and used in accordance with the instruction manual, may cause harmful interference to radio communications. Operation of this equipment in a residential area is likely to cause harmful interference, and the user will be required to correct the interference at his own expense. This transmitter must not be used in conjunction with any other antenna or transmitter.

FCC Radiation Exposure Statement

This equipment complies with FCC RF Emission limits set forth for an uncontrolled environment. This equipment should be installed and operated with minimum clearances between the radiator and the user.

Caution!

The manufacturer is not responsible for any radio frequency (RF) interference caused by unauthorized modifications to this equipment. Such modifications could void the warranty and may cause the equipment to operate the equipment.

This equipment complies with Part 15 of the FCC Rules. Operation is subject to the following conditions:

- (1) This device may not cause harmful interference.
- (2) This device must accept any interference that may be received, including interference that may cause the operation of the equipment to be degraded.

