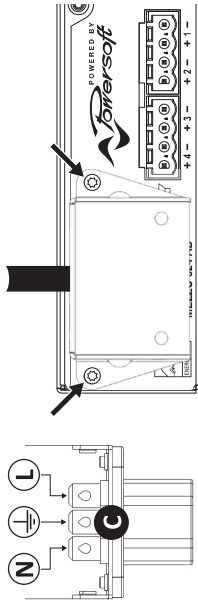
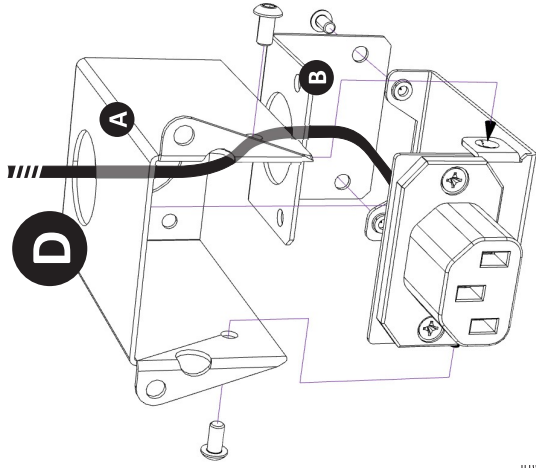


Mezzo Plenum Mount AC Adapter

1. Thread a 16 AWG cable through the openings on enclosure **A** and the hole cover bracket **B**.
2. Connect the wire to the terminals according to diagram **C**, use 6.3 mm F Faston connectors.
3. Assemble the AC adapter according to diagram **E**.
4. Plug the AC adapter and secure onto the amplifier's chassis with the provided screws



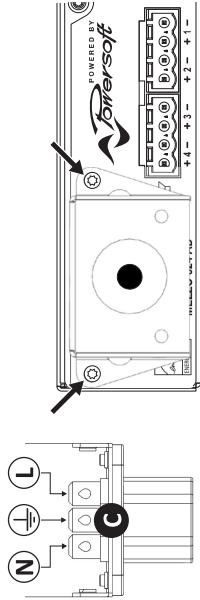
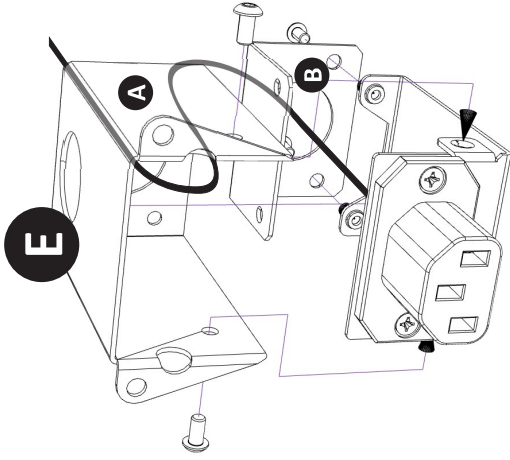
⚠️ CONNECTION TO THE MAINS SHALL BE DONE ONLY BY A ELECTROTECHNICAL SKILLED PERSON ACCORDING THE FOLLOWING REQUIREMENTS OF THE COUNTRIES WHERE THE UNIT IS SOLD.



POWERSOFT.COM

Mezzo Plenum Mount AC Adapter

1. Thread a 16 AWG cable through the openings on enclosure **A** and the hole cover bracket **B**.
2. Connect the wire to the terminals according to diagram **C**, use 6.3 mm F Faston connectors.
3. Assemble the AC adapter according to diagram **E**.
4. Plug the AC adapter and secure onto the amplifier's chassis with the provided screws



POWERSOFT.COM