



DATASHEET

SD8

Infinite expansion and versatility

OVERVIEW

The DiGiCo SD8 is a 120 channel mixing console with 37 physical faders and 1 x 15" LCD high-resolution touchscreen. Featuring the same Stealth Digital Processing and floating point Super FPGA technology as the flagship SD7, the SD8 has been engineered to provide an intuitive workflow and infinite expansion possibilities to enhance your live performance mixing experience.



KEY FEATURES

120 Input Channels with full processing

48 Aux/Sub-Group busses with full processing

16 x 16 Matrix with full processing

Assignable channel layout

User programmable macros

Capable of redundantly mirroring with another SD8 console

Redundant PSUs as standard

Snapshots for seamlessly changing many parameters at once

Offline software

iPad control

Compact 24 Input Fader version (SD8-24)



DiGiCo SD-Range

The SD-Range caters for everything audio: be it the biggest rock and roll show on the planet, a crucial global broadcast, the most sizeable House of Worship application, or an intimate theatre performance, there is an SD console that will tick the box.

Powerful. Versatile. Smart. Desirable.



TECHNICAL SPECIFICATIONS

WORKSURFACE

- 37 x 100mm touch-sensitive, motorised faders
- 1 x 15" LCD high-resolution touchscreen
- 38 x 20-Segment LED bargraph meters
- 1 x ¼" Headphone socket
- 1 x USB 2.0 slot

REAR

- 2 x Redundant PSUs
- 2 x XLR3 1.2 – 12V Light connections
- 1 x Waves port (Optional)
- 8 x XLR Mic/Line Inputs
- 8 x XLR Line Outputs
- 4 x XLR AES/EBU Inputs (8 x channels)
- 4 x XLR AES/EBU Outputs (8 x channels)
- 1 x MIDI In/Thru/Out (5 pin DIN)
- 1 x Word Clock I/O BNC
- 2 x Redundant MADI BNC I/O
- 1 x XLR AES Sync I/O
- 1 x VGA Port - DB-15 Mini-Female (1024 x 768 Resolution)
- 1 x Ethernet port
- 2 x USB 2.0 slots
- 1 x MultiMode Optocore Interface (Optional)

OPTIONS

- Waves SoundGrid Interface
- Optocore Interface (HMA, OpticalCon or ST connectivity)
- Upgrade to SingleMode Optocore
- Compact 24 Input Fader Version (SD8-24)
- GPIO Upgrade (DSub37 with 16 inputs and 16 outputs)
- Flightcase

SIGNAL PROCESSING

120 Input Channels (Mono)

- Main & Alternative Input
- Analogue Gain
- Phase Inversion Control
- Gain Tracking
- Digital Trim (-40dB to +40dB)
- Variable Delay (0ms to 1.3s)
- DiGiTube
- HPF/LPF (-24dB/Oct)
- 4 Band Parametric EQ / Dynamic EQ
- DYN 1: Compressor, Multiband Compressor, Desser
- DYN 2: Gate, Duck, External Input Compressor
- EQ/Dyn Order Control
- 2 Insert Points per Channel
- Channel Mute & Hard Mute
- Channel Direct Outputs

48 Aux/Sub-Group Busses

- Phase Inversion Control
- Digital Trim (-40dB to +40dB)
- Variable Delay (0ms to 1.3s)
- DiGiTube
- Merge Input
- Tone Generator
- HPF/LPF (-24dB/Oct)
- 4 Band Parametric EQ / Dynamic EQ
- DYN 1: Compressor, Multiband Compressor, Desser
- DYN 2: Gate, Duck, External Input Compressor
- EQ/Dyn Order Control
- 2 Insert Points per Channel
- Channel Mute & Hard Mute

1 LR/LCR/LCRS/5.1 Master Buss (with full processing)

16 Input x 16 Output Full Processing Matrix

24 Control Groups (CGs)

2 Solo Busses

24 x 32-band GEQs

16 x Internal Stereo FX Processors

- Delays
- Audio Enhancer
- Choruses
- Pitch Shifters
- Reverbs

DiGiTubes available on every channel and Buss

Dynamic EQs available on every channel and Buss

Multiband Compressors available on every channel & Buss

Virtual Soundcheck



A&E SPECIFICATION

The DiGiCo SD8 shall be available in two different frame sizes. The standard SD8 shall have 37 faders split into 3 worksurface sections plus a master fader. Each worksurface section shall have 3 layers of 4 banks. These faders can be assigned to control any of the channel types. The console shall be capable of 120 input channels, 48 Aux/Sub-group Busses, a LR/LCR/LCRS/5.1 Master Buss, 24 VCA style or mute group style Control Group channels, 2 Solo Busses, and a 16 input x 16 output full processing Matrix. All processing paths shall have full processing including Tube emulation, Dynamic EQ and Multiband Compression. Tube emulation, Dynamic EQ and Multiband Compression shall be available on every channel and Buss on the console. All processing shall be internal and FPGA-Based. An internal FX rack with 16 stereo slots shall allow users to pick from 34 different FX. An internal set of 24 32-band GEQs shall also be accessible.

A 15" (38cm) LCD high-resolution touch screen shall be provided to show either channel strips for any of the three worksurface sections or the Master screen. The view selection shall be controlled with physical buttons on the worksurface. The left and the right worksurface sections shall also have a button to assign the faders to the centre worksurface section.

Physical controls on the master section of the worksurface shall allow control over some snapshot functions, control over basic Solo functions and there shall be a dedicated hardware channel strip to the right of the touchscreen, allowing control over filters, EQ, dynamics, insert points and 5.1 panning. There shall also be 8 user-assignable macro buttons on the worksurface. The user shall also be able to program macros that can be triggered with fader movements, GPI, MIDI and keyboard function keys.

The rear panel shall have 8 Mic/Line inputs, 8 line outputs, 4 AES/EBU inputs (8 channels) and 4 AES/EBU outputs (8 channels). It shall also have two sets of redundant MADI I/O for connections to MADI devices, and external Workclock I/O. The other connectors on the rear of the console shall be MIDI In, Thru and Out, 2 USB ports, a VGA port, an ethernet port and two ports for external lights.

There shall be a Waves SoundGrid option providing 64 inputs and 64 outputs to the SoundGrid Network at 48kHz and 96kHz. There shall also be an Optocore option, providing 504 additional audio paths at 48kHz and 96kHz. The Optocore connector type shall be chosen from HMA, OpticalCon or ST. The Optocore Mode shall be chosen from MultiMode or SingleMode. There shall be a GPIO upgrade option to add a DSub37 GPI port (16 inputs) and a DSub37 GPO port (16 outputs). There shall also be a compact 24 input fader version (SD8-24) which provides the same processing power in a smaller unit with 24 faders plus a master fader.

The dimensions of the SD8 shall be: 1347/*923.5 (w) x 811.3 (d) x 254 (h) mm
The weight of the SD8 shall be: 71/*50kg

* Smaller frame size weights and dimensions

The DiGiCo SD8 shall be supplied with a dust cover.

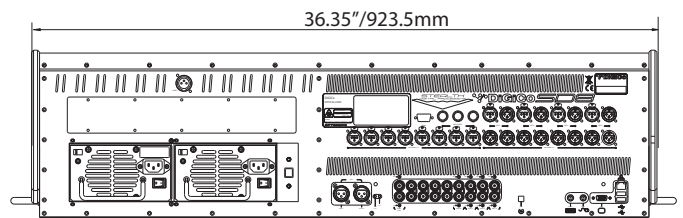
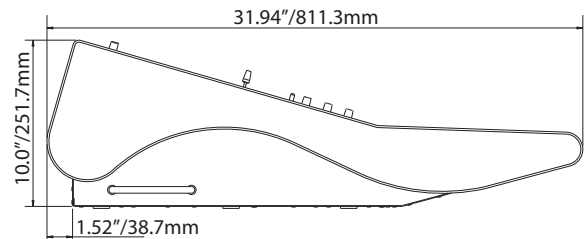
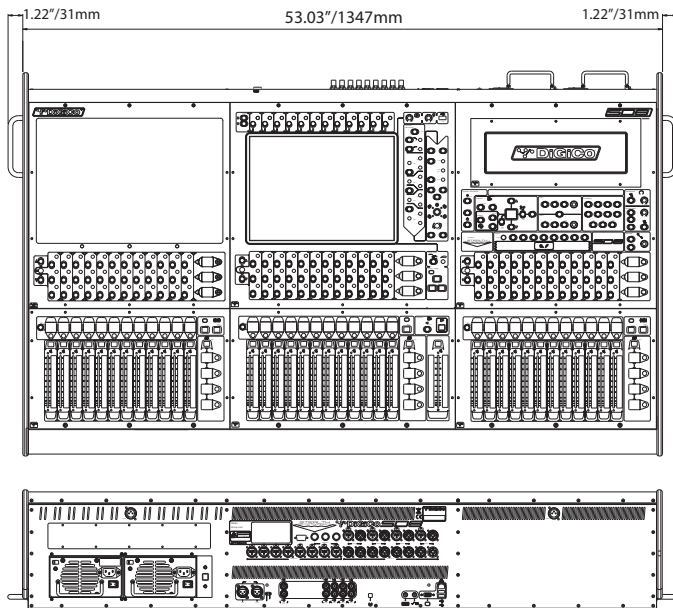
AUDIO SPECIFICATIONS

Sample Rate: 48kHz or 96kHz
Processing Delay: 2ms Typical @ 48k (60 Stereo Channels, Stage input Through L-R Buss to Stage Output) 1.1ms @ 96k
Internal Processing: Up to 40-bit, Floating Point
A>D & D>A: 24-bit Converter Bit Depth
Frequency Response: +/- 0.6dB (20Hz – 20kHz)
THD: <0.05% @ Unity Gain,; 10dB Input @ 1kHz
Channel Separation: Better Than 90dB: (40Hz-15kHz)
Residual Output Noise: <90dBu Typical (20Hz-20kHz)
Microphone Input: Better Than -126dB: Equivalent Noise
Maximum Output Level: +22dBu
Maximum Input Level: +22dBu

In a world as competitive for engineers as it is for console owners, you want the best tools you can lay your hands on. You also want a console and audio tools as well thought out for every major application as they are designed for the art and science of sound engineering.

LINE DRAWING

All dimensions in mm



PHYSICAL

Dimensions: 1347mm/*923.5mm (w) x 811.3mm (d) x 254mm (h)

Weight: 71kg/*50kg (155kg/*127kg with optional flightcase)

Flightcase: 1517mm/*1092mm (w) x 1133mm (d) x 452mm (h) (Optional)

Power Requirements: 90-264 VAC, 47-63Hz Auto Sensing. 208 watts, 230VA

Redundancy: Internal PSU x 2 (Optional)

Product Code: X-SE8-WS (Standard SD8)

Product Code: X-SE8-24-WS (SD8-24, 24 input fader version)

*Smaller frame size weights and dimensions

DiGiCo HQ

Unit 10 Silverglade Business Park Leatherhead Road, Chessington,
Surrey, KT9 2QL, United Kingdom
info@digiconsoles.com

©DiGiCo 2019. All brand and product names are copyright to their respective owners
E&OE

www.digico.biz

 **DiGiCo**
www.digico.biz

DiGiCo SD8 Datasheet