
S P E C F I L E

Product Number : **PT-RZ575**

Product Name : 1-Chip DLP™ Projectors

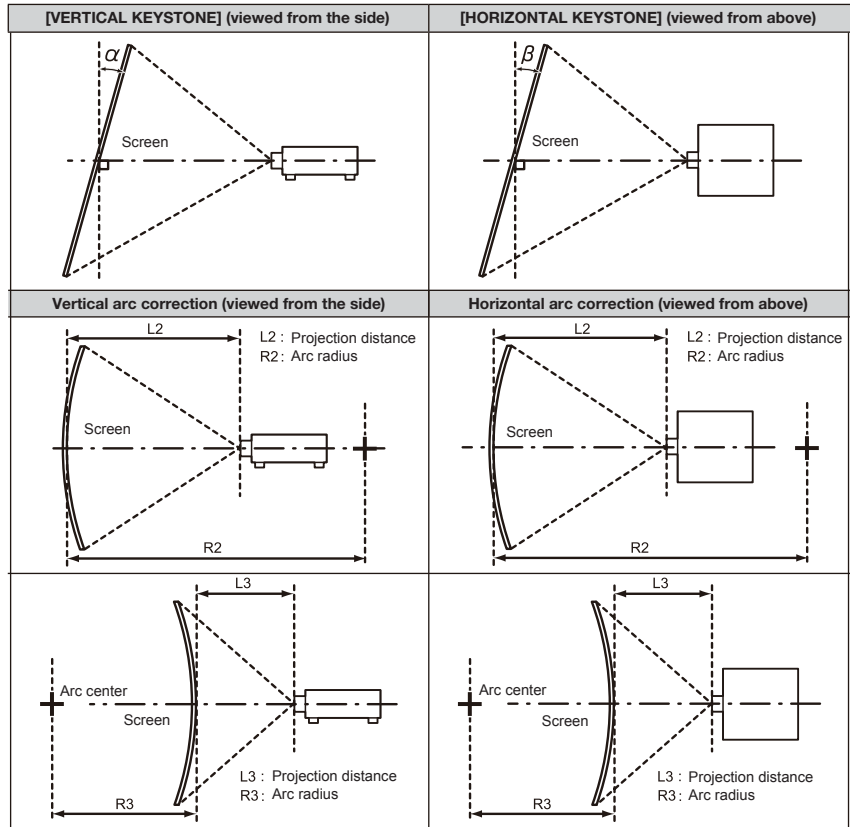
Specifications

Main unit

Power supply		AC100 - 240V 50Hz/60Hz
Power consumption		500W (520VA) NORMAL: 375W ECO: 350W SILENT: 350W LONG LIFE1: 220W LONG LIFE 2: 185W LONG LIFE 3: 160W SHUTTER: 40W *Operating Temperature: 25 °C (77 °F), Altitude: 700m (2,297ft), ICE627087: 2008 Broadcast contents, Picture mode: Standard, Dynamic contrast [ON] 0.5 W with STANDBY MODE set to ECO*1, 10 W with STANDBY MODE set to Normal (22 W with STANDBY MODE in AUDIO SETTING set to ON andQUICK STARTUP function disabled, 50 W with QUICK STARTUP function enabled). Max 1,706 BTU
BTU value		17.0 mm (0.67 in) diagonal (16:10 aspect ratio)
DLP™ chip	Panel size	DLP™ chip × 1, DLP™ system
	Display method	2,304,000 (1920 × 1200) × 1
	Pixels	Fixed-Focus Lens (0.8:1), Auto focus, F 1.75, f 11.9 mm
Lens		Laser Diode
Light Source		Luminance life for set: 20,000 hours at half luminance (NORMAL/SILENT)/ 24,000 hours at half luminance (Eco) * Temperature: 35°C (95°F), Altitude 700m (2,297ft), Dust: 0.15mg/m ³ 43,800 hours at constant luminance (LONG LIFE1) 61,320 hours at constant luminance (LONG LIFE2) 87,600 hours at constant luminance (LONG LIFE3)
Screen size		1.02–7.62 m (40–300 inches)
Brightness*2		5,200 lumens (Center)*2/ 5,000 lumens*2 (NORMAL) 4,160 lumens (Center) / 4,000 lumens (ECO/SILENT) 2,200 lumens (Half luminance) / 1,600 lumens (Constant luminance) (LONG LIFE1) 1,700 lumens (Half luminance) / 1,300 lumens (Constant luminance) (LONG LIFE2) 1,300 lumens (Half luminance) / 1,000 lumens (Constant luminance) (LONG LIFE3)
Center-to-corner uniformity*2		90%
Contrast*2		20,000:1(full on/full off, dynamic contrast ON)
Resolution		1920 × 1200 pixels
Scanning frequency	HDMI/DVI-D	fH: 15- 100kHz, fV: 24 - 120Hz, dot clock: 25 - 162 MHz 525i (480i)*3, 625i (576i)*3, 525p (480p), 625p (576p), 750 (720)/60p, 750 (720)/50p, 1125 (1080)/60i, 1125 (1080)/50i, 1125 (1080)/25p, 1125 (1080)/24p, 1125 (1080)/24sF, 1125 (1080)/30p, 1125 (1080)/60p, 1125 (1080)/50p, VGA (640 x 400) - WUXGA (1920 x 1200) compatible with non-interlaced signals only
	RGB	fH: 15- 100kHz, fV: 24 - 120Hz, dot clock: 20 - 162 MHz
	YPbPr (YCbCr)	525i (480i): fH 15.75 kHz; fV 59.94 Hz, 625i (576i): fH 15.63 kHz; fV 50 Hz, 525p (480p): fH 31.50 kHz; fV 60 Hz, 625p (576p): fH 31.25 kHz; fV 50 Hz, 750 (720)/60p: fH 45.00 kHz; fV 60 Hz, 750 (720)/50p: fH 37.50 kHz; fV 50 Hz, 1125 (1080)/60i: fH 33.75 kHz; fV 60 Hz, 1125 (1080)/50i: fH 28.13 kHz; fV 50 Hz, 1125 (1080)/25p: fH 28.13 kHz; fV 25 Hz, 1125 (1080)/24p: fH 27.00 kHz; fV 24 Hz, 1125 (1080)/24sF: fH 27.00 kHz; fV 48 Hz, 1125 (1080)/30p: fH 33.75 kHz; fV 30 Hz, 1125 (1080)/60p: fH 67.50 kHz; fV 60 Hz, 1125 (1080)/50p: fH 56.25 kHz; fV 50 Hz
	Video/S-Video	fH: 15.75 kHz, fV: 59.94 Hz [NTSC/NTSC4.43/PAL-M/PAL60] fH: 15.63 kHz, fV: 50 Hz [PAL/PAL-N/SECAM]

Geometry correction range

Only [KEYSTONE] used		[KEYSTONE] and [CURVED] used together				Only [CURVED] used	
Vertical keystone correction angle α (°)	Horizontal keystone correction angle β (°)	Vertical keystone correction angle α (°)	Horizontal keystone correction angle β (°)	Min. value of R2/L2	Min. value of R3/L3	Min. value of R2/L2	Min. value of R3/L3
±25	±20	±8	±8	1.7	4.3	1.0	2.6



Optical axis shift

Vertical: -4.4%, +4.4%(powered)
 Horizontal: -2.1%, +2.1%(powered)

Installation

Ceiling/floor, front/rear, 360 degree free installation

Terminals

COMPUTER 1 IN	D-sub HD 15-pin (female) × 1 R,G,B: 0.7 V _{p-p} , 75 ohms, (G: 1.0 V _{p-p} , 75 ohms for sync on G) HD/VD, SYNC: TTL, high impedance, positive/negative automatic Y, Pb, PR Y: 1.0 V _{p-p} (including sync signal), Pb/PR(CB/CR): 0.7 V _{p-p} , 75 ohms Y/C Y: 1.0 V _{p-p} (including sync signal), C: 0.286 V _{p-p} , 75 ohms
COMPUTER 2 IN/1 OUT	D-sub HD 15-pin (female) × 1 R,G,B: 0.7 V _{p-p} , 75 ohms, (G: 1.0 V _{p-p} , 75 ohms for sync on G) HD/VD, SYNC: TTL, high impedance, positive/negative automatic Y, Pb, PR Y: 1.0 V _{p-p} (including sync signal), Pb/PR(CB/CR): 0.7 V _{p-p} , 75 ohms
DVI-D IN	DVI-D 24-pin x 1, DVI 1.0 compliant, compatible with HDCP, for single link only
HDMI IN 1/HDMI IN 2	HDMI 19-pin x2, Deep Color, compatible with HDCP, Audio signal: linear PCM (sampling frequencies: 48 kHz, 44.1 kHz, 32 kHz)
VIDEO IN	Pin jack × 1, 1.0 V _{p-p} , 75 ohms
AUDIO IN 1	Pin jack × 2 (L-R) 0.5 Vrms, input impedance: 22 kilohms or more
AUDIO IN 2/AUDIO IN 3	M3 (L, R) × 1, 0.5 Vrms, input impedance: 22 kilohms or more
VARIABLE AUDIO OUT	M3 × 1 (monitor out, stereo) 0-1.80 Vrms, variable, output impedance: 2.2 kilohms or less
SERIAL IN	D-Sub 9 p × 1, for external control (RS-232C compliant)
DIGITAL LINK/LAN	RJ-45 x 1, for network, DIGITAL LINK connection (HDBase™ compatible), 100Base-TX, compatible with Art-Net, PJLink™ (class 1), Deep Color, HDCP
LAN	RJ-45 x 1 for network connection 10Base-T/100Base-TX, compatible with Art-Net, PJLink™
DC OUT	USB Type A × 1, for power supply (DC5 V, max 900 mA)

Power cord length		3.0 m (9 ft10 in)
Cabinet materials		Molded plastic
Dimensions (W x H x D)		498 x 168*4 x 481mm (19-19/32 x 6-5/8*4 x 18-15/16in) with supplied lens
Weight		Approx. 16.6kg (36.6 lbs)
Operation noise		28dB (Silent), 33dB (Normal/Eco)
Laser Classification	Laser Class	USA and Canada: Class 3R (IEC 60825-1:2007)
	Risk Group	Other countries or regions: Class 1 (IEC/EN 60825-1:2014)
		Risk Group 2 (IEC 62471-5:2015)
Operating temperature		0–45 °C (32–113 °F)*6
Operating humidity		10%–80% (no condensation)
		at less than 4,200 m (13,780 ft.) above sea level
Storage temperature		-20°C–60°C (-4–140 °F)
Storage humidity		10%–80%

Remote control unit

Power supply	3 V DC (R03/AAA type battery x 2)
Operation range	Approx. 30 m (98 ft5 in) when operated from directly in front of the signal receptor
Dimensions (W x H x D)	48 x 145 x 27 mm (1-57/64 x 5-45/64 x 1-3/64 in)
Weight*5	Approx. 102 g (3.6 oz) including batteries

Supplied accessories

- Power cord with secure lock (x 1) (x 2 for EU models)
- Wireless/wired remote control unit (x 1)
- Batteries for remote control (R03/AAA type x 2)
- Software CD-ROM (Logo Transfer Software, Multi Monitoring & Control Software) (x 1)

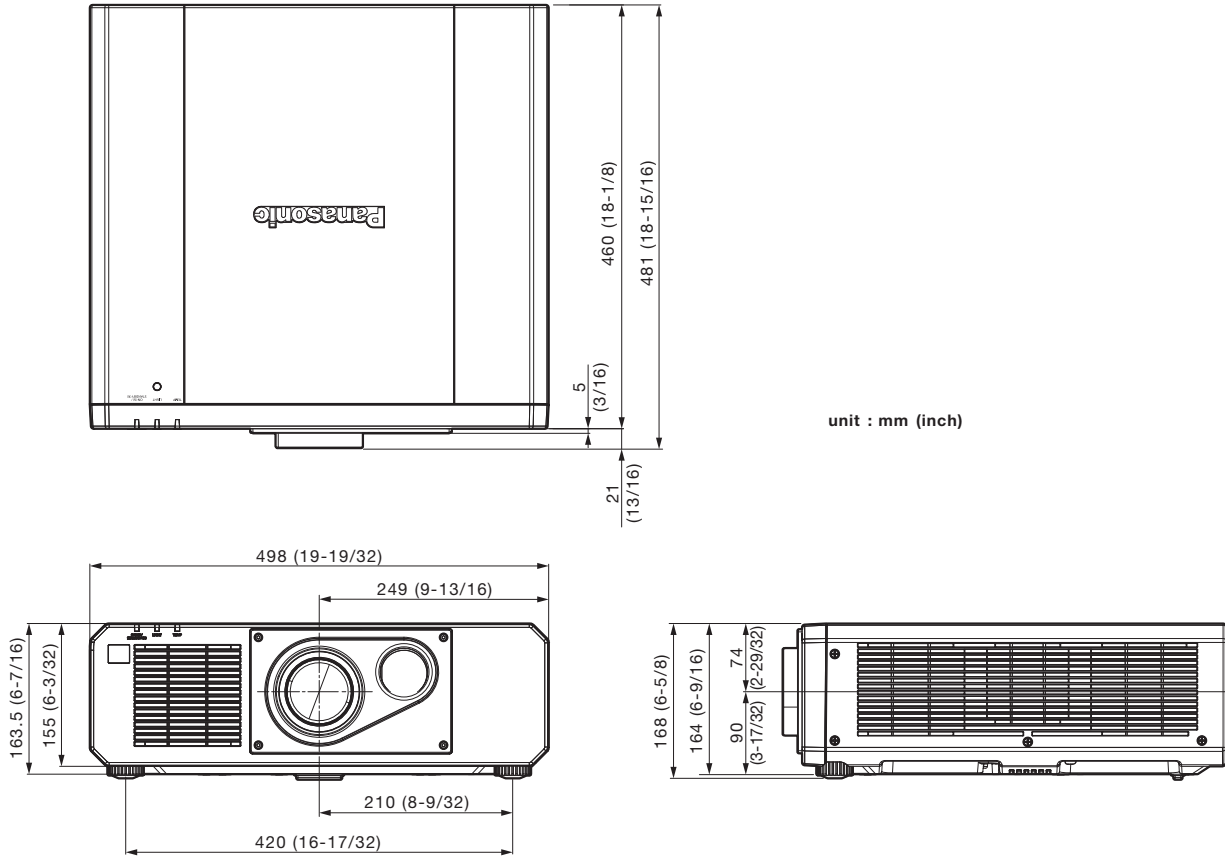
Optional accessories

Attachment for ceiling mount bracket	ET-PKD130B
Ceiling mount bracket	ET-PKD120H (for high ceilings)
	ET-PKD120S (for low ceilings)
Early Warning Software	ET-SWA100*
Digital interface box	ET-YFB100G
Digital Switcher	ET-YFB200G
D-Sub/S-VIDEO conversion cable	ET-ADSV

* The symbol at the end of the part number will vary depending on the type of license.

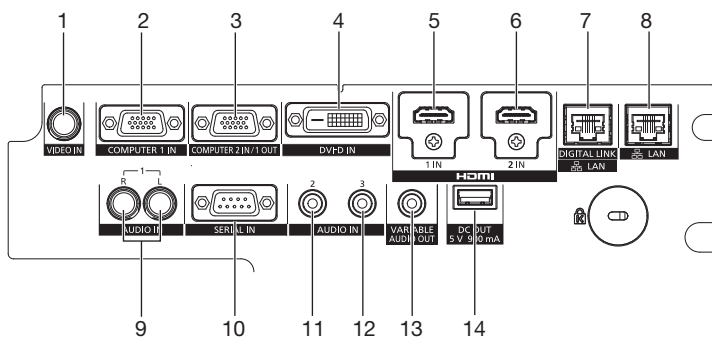
*1 When the **STANDBY MODE** is set to **Eco**, network functions such as power on over the **LAN** will not operate
 *2 Measurement, measuring conditions, and method of notation all comply with ISO 21118 international standards
 *3 Only compatible with dot clock frequency of 27 MHz (pixel repetition signal)
 *4 with legs at shortest position
 *5 Average value. May differ depending on models
 *6 The operating environment temperature should be between 0°C (32°F) and 40°C (104°F) if the projector is used at an altitude between 1,400m (4,593ft) and 4,200m (13,780ft) above sea level. When the **OPERATING MODE** is set to **[ECO]** or **[SILENT]**, the projector cannot be used at an altitude of 2,700m (8,858ft) or higher above sea level.

Dimensions



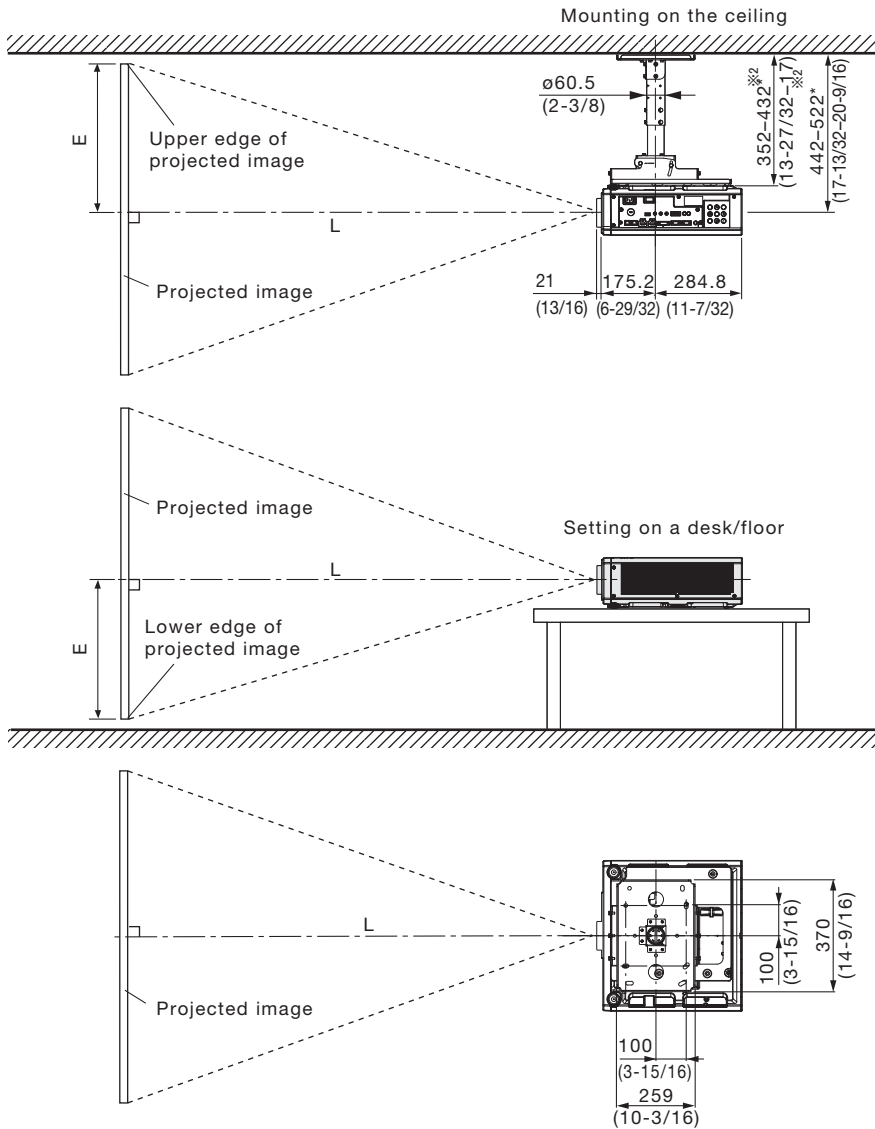
unit : mm (inch)

Terminals



- 1 Video input
- 2 Computer 1 input
- 3 Computer 2 input/output
- 4 DVI-D input
- 5 HDMI 1 input
- 6 HDMI 2 input
- 7 DIGITAL LINK connector
- 8 LAN connector
- 9 Audio 1 input
- 10 Serial input
- 11 Audio 2 input
- 12 Audio 3 input
- 13 Audio output
- 14 USB connector

Standard setting-up position (If using other than the ET-DLE030)



Illustrations show the projector installed using optional ceiling mount bracket ET-PKD120H, optional bracket assembly ET-PKD130B.

* Adjustable in 40 mm (1-9/16 in) steps.

unit : mm (inch)

NOTE:
Illustrations show the projector installed using optional ceiling mount bracket ET-PKD120H, optional bracket assembly ET-PKD130B.

This illustration is not drawn to scale.

Caution:

- All construction work should be done by a qualified technician.
- When mounting to the ceiling, use the special mounting bracket. Furthermore, in order to prevent it from falling down from the ceiling, use the supplied wire on the mounting bracket.

Projection distance for 16:10 aspect ratio screen

unit: meters (feet)

Projection size [diagonal]	Projection distance [L]	Height from the edge of screen to center of lens [H]
1.02 m / 40"	0.65 (2.1)	0.26 (0.9) – 0.28 (0.9)
1.27 m / 50"	0.83 (2.7)	0.32 (1.0) – 0.35 (1.1)
1.52 m / 60"	1.00 (3.3)	0.39 (1.3) – 0.42 (1.4)
1.78 m / 70"	1.18 (3.9)	0.45 (1.5) – 0.49 (1.6)
2.03 m / 80"	1.35 (4.4)	0.51 (1.7) – 0.56 (1.8)
2.29 m / 90"	1.53 (5.0)	0.58 (1.9) – 0.63 (2.1)
2.54 m / 100"	1.70 (5.6)	0.64 (2.1) – 0.70 (2.3)
3.05 m / 120"	2.05 (6.7)	0.77 (2.5) – 0.84 (2.8)
3.81 m / 150"	2.58 (8.5)	0.97 (3.2) – 1.05 (3.4)
5.08 m / 200"	3.45 (11.3)	1.29 (4.2) – 1.41 (4.6)
6.35 m / 250"	4.33 (14.2)	1.61 (5.3) – 1.76 (5.8)
7.62 m / 300"	5.20 (17.1)	1.93 (6.3) – 2.11 (6.9)

Projection distance for 16:9 aspect ratio screen

unit: meters (feet)

Projection size [diagonal]	Projection distance [L]	Height from the edge of screen to center of lens [H]
1.02 m / 40"	0.67 (2.2)	0.24 (0.8) – 0.26 (0.9)
1.27 m / 50"	0.85 (2.8)	0.30 (1.0) – 0.33 (1.1)
1.52 m / 60"	1.03 (3.4)	0.36 (1.2) – 0.39 (1.3)
1.78 m / 70"	1.21 (4.0)	0.42 (1.4) – 0.46 (1.5)
2.03 m / 80"	1.39 (4.6)	0.48 (1.6) – 0.52 (1.7)
2.29 m / 90"	1.57 (5.2)	0.54 (1.8) – 0.59 (1.9)
2.54 m / 100"	1.75 (5.7)	0.60 (2.0) – 0.65 (2.1)
3.05 m / 120"	2.11 (6.9)	0.71 (2.3) – 0.78 (2.6)
3.81 m / 150"	2.65 (8.7)	0.89 (2.9) – 0.98 (3.2)
5.08 m / 200"	3.55 (11.6)	1.19 (3.9) – 1.30 (4.3)
6.35 m / 250"	4.45 (14.6)	1.49 (4.9) – 1.63 (5.3)
7.62 m / 300"	5.35 (17.6)	1.79 (5.9) – 1.95 (6.4)

Projection distance for 4:3 aspect ratio screen

unit: meters (feet)

Projection size [diagonal]	Projection distance [L]	Height from the edge of screen to center of lens [H]
1.02 m / 40"	0.75 (2.5)	0.29 (1.0) – 0.32 (1.0)
1.27 m / 50"	0.94 (3.1)	0.36 (1.2) – 0.40 (1.3)
1.52 m / 60"	1.14 (3.7)	0.44 (1.4) – 0.48 (1.6)
1.78 m / 70"	1.34 (4.4)	0.51 (1.7) – 0.56 (1.8)
2.03 m / 80"	1.54 (5.1)	0.58 (1.9) – 0.64 (2.1)
2.29 m / 90"	1.74 (5.7)	0.66 (2.2) – 0.72 (2.4)
2.54 m / 100"	1.93 (6.3)	0.73 (2.4) – 0.80 (2.6)
3.05 m / 120"	2.33 (7.6)	0.87 (2.9) – 0.95 (3.1)
3.81 m / 150"	2.93 (9.6)	1.09 (3.6) – 1.19 (3.9)
5.08 m / 200"	3.92 (12.9)	1.46 (4.8) – 1.59 (5.2)
6.35 m / 250"	4.91 (16.1)	1.82 (6.0) – 1.99 (6.5)
7.62 m / 300"	5.90 (19.4)	2.19 (7.2) – 2.39 (7.8)

- The value for L (distance to screen) varies slightly within ±5%.
- When vertical keystone correction is used, the image is corrected in the direction that reduces its projected size.
- The brightness varies depending on the zoom setting.

Calculation of the projection distance

For a screen size different from the above, use the equation below to calculate the projection distance.

Aspect ratio 16:10

$$L (m) = (\text{diagonal screen size in inches}) \times 0.0175 - 0.0474$$

Aspect ratio 16:9

$$L (m) = (\text{diagonal screen size in inches}) \times 0.0180 - 0.0474$$

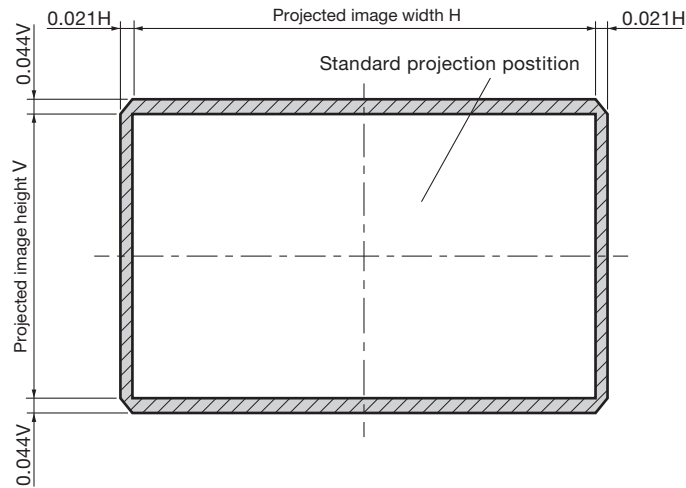
Aspect ratio 4:3

$$L (m) = (\text{diagonal screen size in inches}) \times 0.0198 - 0.0474$$

- Distances calculated with the above equations will include a slight error.

Shift range

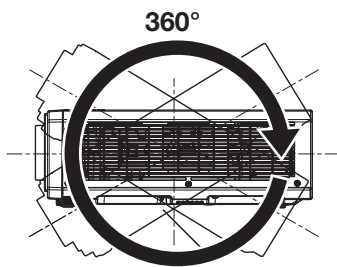
Optical axis shift function allows to shift the position of a projected image as shown below.



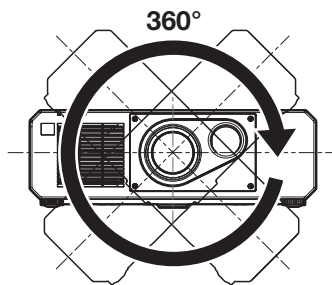
Installable angle

Install the projector at an angle within the range shown below.

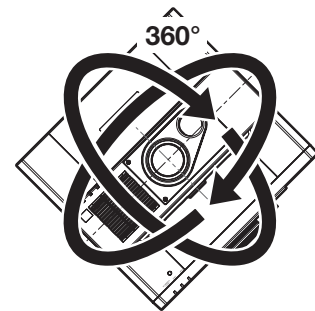
FULL 360-degree projection



Vertical 360-deg.



Horizontal 360-deg.



**Tilting 360-deg.
(V&H combination)**

List of compatible signals

The following table specifies the video signals compatible with the projector.
This projector supports the signal with ✓ in the compatible signal column.

NOTE: The native resolution of this projector is 1920× 1200pixels. If the display resolution of the input signal is different from the native resolution, image compression or expansion will be used to convert the input signal to a level within the native resolution.

2D compatible signal	Resolution (Dots)	Scanning freq.		Dot clock freq. (MHz)	VIDEO	Input terminal			HDMI1/2 DIGITAL LINK
		H (KHz)	V (Hz)			Y/C (COMPUTER1)	COMPUTER 1/2	DVI-D	
"NTSC/NTSC4.43/ PAL-M/PAL60"	720 x 480i	15.7	59.9	-	✓	✓	-	-	-
PAL/PAL-N/SECAM	720 x 576i	15.6	50.0	-	✓	✓	-	-	-
480i	712x483i	15.7	59.9	13.5	-	-	✓	-	-
576i	702x575i	15.6	50.0	13.5	-	-	✓	-	-
480i	720(1440) x 480i ¹	15.7	59.9	27.0	-	-	-	✓	✓
576i	720(1440) x 576i ¹	15.6	50.0	27.0	-	-	-	✓	✓
480p	720 x 483	31.5	59.9	27.0	-	-	✓	✓	✓
576p	720 x 576	31.3	50.0	27.0	-	-	✓	✓	✓
720/60p	1280 x 720	45.0	60.0	74.3	-	-	✓	✓	✓
720/50p	1280 x 720	37.5	50.0	74.3	-	-	✓	✓	✓
1080/60i ²	1920 x 1080i	33.8	60.0	74.3	-	-	✓	✓	✓
1080/50i	1920 x 1080i	28.1	50.0	74.3	-	-	✓	✓	✓
1080/24p	1920 x 1080	27.0	24.0	74.3	-	-	✓	✓	✓
1080/24sF	1920 x 1080i	27.0	48.0	74.3	-	-	✓	✓	✓
1080/25p	1920 x 1080	28.1	25.0	74.3	-	-	✓	✓	✓
1080/30p	1920 x 1080	33.8	30.0	74.3	-	-	✓	✓	✓
1080/60p	1920 x 1080	67.5	60.0	148.5	-	-	✓	✓	✓
1080/50p	1920 x 1080	56.3	50.0	148.5	-	-	✓	✓	✓
640 x 400/70	640 x 400	31.5	70.1	25.2	-	-	✓	✓	✓
640 x 400/85	640 x 400	37.9	85.1	31.5	-	-	✓	✓	✓
640 x 480/60	640 x 480	31.5	59.9	25.2	-	-	✓	✓	✓
640 x 480/67	640 x 480	35.0	66.7	30.2	-	-	✓	✓	✓
640 x 480/73	640 x 480	37.9	72.8	31.5	-	-	✓	✓	✓
640 x 480/75	640 x 480	37.5	75.0	31.5	-	-	✓	✓	✓
640 x 480/85	640 x 480	43.3	85.0	36.0	-	-	✓	✓	✓
800 x 600/56	800 x 600	35.2	56.3	36.0	-	-	✓	✓	✓
800 x 600/60	800 x 600	37.9	60.3	40.0	-	-	✓	✓	✓
800 x 600/72	800 x 600	48.1	72.2	50.0	-	-	✓	✓	✓
800 x 600/75	800 x 600	46.9	75.0	49.5	-	-	✓	✓	✓
800 x 600/85	800 x 600	53.7	85.1	56.3	-	-	✓	✓	✓
832 x 624/75	832 x 624	49.7	74.6	57.3	-	-	✓	✓	✓
1024 x 768/50	1024 x 768	39.6	50.0	51.9	-	-	✓	✓	✓
1024 x 768/60	1024 x 768	48.4	60.0	65.0	-	-	✓	✓	✓
1024 x 768/70	1024 x 768	56.5	70.1	75.0	-	-	✓	✓	✓
1024 x 768/75	1024 x 768	60.0	75.0	78.8	-	-	✓	✓	✓
1024 x 768/82	1024 x 768	65.5	81.6	86.0	-	-	✓	✓	✓
1024 x 768/85	1024 x 768	68.7	85.0	94.5	-	-	✓	✓	✓
1024 x 768/100	1024 x 768	81.4	100.0	113.3	-	-	✓	✓	✓
1024 x 768/120	1024 x 768	98.8	120.0	139.1	-	-	✓	✓	✓
1152 x 864/60	1152 x 864	53.7	60.0	81.6	-	-	✓	✓	✓
1152 x 864/70	1152 x 864	64.0	70.0	94.2	-	-	✓	✓	✓
1152 x 864/75	1152 x 864	67.5	74.9	108.0	-	-	✓	✓	✓
1152 x 864/85	1152 x 864	77.1	85.0	119.7	-	-	✓	✓	✓
1152 x 870/75	1152 x 870	68.7	75.1	100.0	-	-	✓	✓	✓
1280 x 720/50	1280 x 720	37.1	49.8	60.5	-	-	✓	✓	✓
1280 x 720/60	1280 x 720	44.8	59.9	74.5	-	-	✓	✓	✓
1280 x 720/100	1280 x 720	76.3	100.0	131.8	-	-	✓	✓	✓
1280 x 720/120	1280 x 720	92.6	120.0	161.6	-	-	✓	✓	✓

2D compatible signal	Resolution (Dots)	Scanning freq.		Dot clock freq. (MHz)	VIDEO	Input terminal			
		H (KHz)	V (Hz)			Y/C (COMPUTER1)	COMPUTER 1/2	DVI-D	HDMI1/2 DIGITAL LINK
1280 x 768/50	1280 x 768	39.6	49.9	65.3	-	-	✓	✓	✓
1280 x 768/60	1280 x 768	47.8	59.9	79.5	-	-	✓	✓	✓
	1280 x 768*3	47.4	60.0	68.3	-	-	✓	✓	✓
1280 x 768/75	1280 x 768	60.3	74.9	102.3	-	-	✓	✓	✓
1280 x 768/85	1280 x 768	68.6	84.8	117.5	-	-	✓	✓	✓
1280 x 800/50	1280 x 800	41.3	50.0	68.0	-	-	✓	✓	✓
1280 x 800/60	1280 x 800	49.7	59.8	83.5	-	-	✓	✓	✓
	1280 x 800*3	49.3	59.9	71.0	-	-	✓	✓	✓
1280 x 800/75	1280 x 800	62.8	74.9	106.5	-	-	✓	✓	✓
1280 x 800/85	1280 x 800	71.6	84.9	122.5	-	-	✓	✓	✓
1280 x 960/60	1280 x 960	60.0	60.0	108.0	-	-	✓	✓	✓
1280 x 1024/50	1280 x 1024	52.4	50.0	88.0	-	-	✓	✓	✓
1280 x 1024/60	1280 x 1024	64.0	60.0	108.0	-	-	✓	✓	✓
1280 x 1024/66	1280 x 1024	72.3	66.3	125.0	-	-	✓	✓	✓
1280 x 1024/72	1280 x 1024	78.2	72.0	135.1	-	-	✓	✓	✓
1280 x 1024/75	1280 x 1024	80.0	75.0	135.0	-	-	✓	✓	✓
1280 x 1024/85	1280 x 1024	91.1	85.0	157.5	-	-	✓	✓	✓
1366 x 768/60	1366 x 768	47.7	59.8	85.5	-	-	✓	✓	✓
1366 x 768/50	1366 x 768	39.6	49.9	69.0	-	-	✓	✓	✓
1400 x 1050/50	1400 x 1050	54.1	50.0	99.9	-	-	✓	✓	✓
	1400 x 1050	64.0	60.0	108.0	-	-	✓	✓	✓
	1400 x 1050	65.2	60.0	122.6	-	-	✓	✓	✓
1400 x 1050/60	1400 x 1050	65.3	60.0	121.8	-	-	✓	✓	✓
	1400 x 1050	78.8	72.0	149.3	-	-	✓	✓	✓
1400 x 1050/72	1400 x 1050	82.2	75.0	155.9	-	-	✓	✓	✓
1440 x 900/60	1440 x 900	55.9	59.9	106.5	-	-	✓	✓	✓
1440 x 900/50	1440 x 900	46.3	49.9	86.8	-	-	✓	✓	✓
1600 x 900/50	1600 x 900	46.4	49.9	96.5	-	-	✓	✓	✓
1600 x 900/60	1600 x 900	55.9	60.0	119.0	-	-	✓	✓	✓
1600 x 1200/50	1600 x 1200	61.8	49.9	131.5	-	-	✓	✓	✓
1600 x 1200/60	1600 x 1200	75.0	60.0	162.0	-	-	✓	✓	✓
1680 x 1050/60	1680 x 1050	65.3	60.0	146.3	-	-	✓	✓	✓
1680 x 1050/50	1680 x 1050	54.1	50.0	119.5	-	-	✓	✓	✓
1920 x 1080/50	1920 x 1080	55.6	49.9	141.5	-	-	✓	✓	✓
1920 x 1080/60	1920 x 1080*3	66.6	59.9	138.5	-	-	✓	✓	✓
	1920 x 1080*4	67.2	60.0	173.0	-	-	✓	-	-
1920 x 1200/50	1920 x 1200	61.8	49.9	158.3	-	-	✓	✓	✓
1920 x 1200/60RB	1920 x 1200*3	74.0	60.0	154.0	-	-	✓	✓	✓
1920 x 1200/60	1920 x 1200*4	74.6	59.9	193.3	-	-	✓	-	-


*1 Only compatible with dot clock frequency of 27 MHz (pixel repetition signal)
 *2 When 1125(1035)/60i signal input, it displays as 1125(1080)/60i signals.
 *3 Compliant with VESA CVT-RB (Coordinated Video Timing-Reduced Blanking).
 *4 Image resolution is reduced by the image processing circuit before projection.

Notes on projector placement and operation

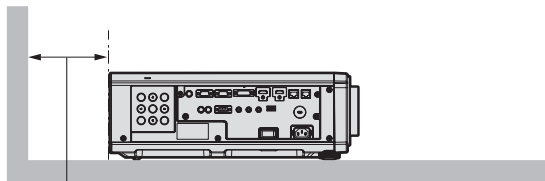
- Prevent hot and cool air from the air conditioning system to blow directly to the ventilation ports (intake and exhaust) of the projector.
- Do not stack projectors on top of each other.
- Do not block the ventilation ports (intake and exhaust) of the projector.




500mm(20") or longer



500mm(20") or longer



500mm(20") or longer



100mm(4") or longer

- Do not install the projector in a confined space.
When installing the projector in a confined space, provide air conditioning or ventilation separately. Exhaust heat may accumulate when the ventilation is not enough, triggering the protection circuit of the projector.