

Roland

# R-26

PORTABLE RECORDER

Discover True  
Multi-Dimensional  
Sound



Independent OMNI and XY  
stereo mic pairs built in

**2ch × 3**  
Total 6ch Rec.

Six channels of simultaneous recording  
for flexibility in a variety of situations



Proprietary IARC analog circuitry is  
the key to excellent sound quality

# Superior detail, depth, and unparalleled flexibility—welcome to a new world of portable recording.

The R-26 captures audio with high-definition direct sound, as well as the rich natural ambience of the recording environment. With dual stereo mics, six channels of simultaneous recording, and much more, this portable recorder offers true professional quality and flexibility, opening the door to limitless creative possibilities.



**R-26**  
PORTABLE RECORDER



**Two types of built-in stereo mics—omnidirectional and directional—operate independently of each other.**


The R-26's dual stereo mics provide the ultimate flexibility in different recording applications. In addition to capturing recordings that leverage the individual characteristics of OMNI (omnidirectional) and XY (directional) mics, you can mix the mics together to achieve the optimum balance.



**2ch × 3**  
**Total 6ch Rec.**

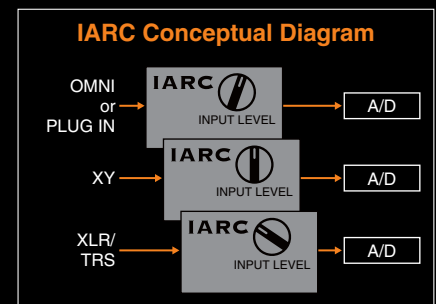
**Support for up to six channels of simultaneous recording—a powerful tool for professional applications.**

In addition to the onboard mics, the R-26 provides XLR/TRS inputs for up to six channels (three stereo) of simultaneous recording. For example, you can capture an instrument up close with the built-in mics, record room ambience with external mics, and save them as separate files for mixing together later.



**Three-channel IARC circuitry reduces interference between inputs for high-quality sound.**

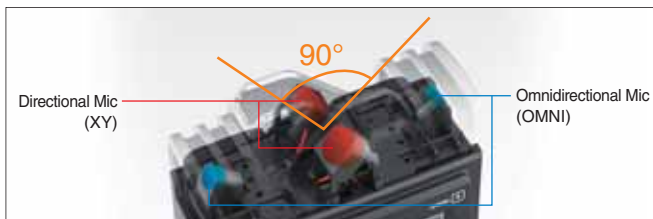
The R-26 is equipped with Roland's proprietary IARC (Isolated Adaptive Recording Circuit) on the inputs for the built-in mics and as well as the external inputs. This analog circuit is completely isolated from the digital circuitry and has its own power supply, reducing digital noise and achieving very clear sound.



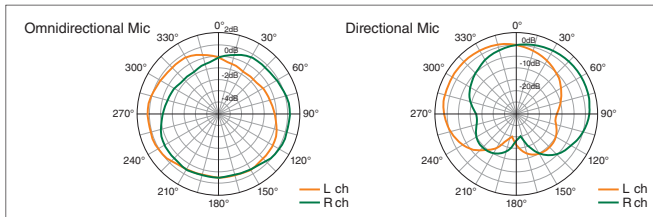
# R-26 PORTABLE RECORDER

## With respect to sound quality, no stone was left unturned in developing the R-26's new mic system.

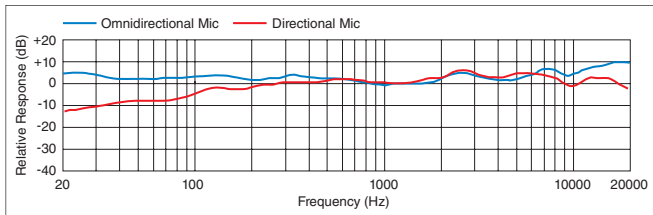
At the top of the R-26 are OMNI (omnidirectional) and XY (directional) stereo mic pairs, which not only provide pro-level sound, but also contribute to the unit's impressive styling. To maximize their sound-collecting characteristics, we thoroughly studied the optimum shapes, positions, and angles of the mics. The OMNI mics are entirely enclosed in a mesh and optimized to faithfully capture sounds down to super-low frequencies. The XY mics have been given ample space at the back of the unit, maximizing their performance. Additionally, the mics are laid out in a 90° configuration to create a natural stereo image. This ensures that your recordings will be clear, expansive, and true to the recording environment.



### ■ Polar Pattern



### ■ Frequency Response



## A variety of external inputs are available, including XLR jacks and support for plug-in mics.

At the bottom of the unit, you'll find two analog combo (XLR/TRS) jacks with 48 V phantom power. In addition, there's a side-mounted plug-in mic (stereo mini) input with support for plug-in power. By combining external mics with the built-in mics, you can perform a variety of different types of recordings.

The R-26 inputs are equipped with high-performance mic preamps directly inherited from Roland's R-44 professional recorder for the highest level of sound quality.



## The R-26 supports 24-bit/96 kHz linear PCM recording, and also simultaneous recording in WAV/BWF and MP3 formats.

High-resolution, 24-bit/96 kHz linear PCM recording is supported, and you can choose between WAV and BWF file types, with the latter providing time-stamping and other info. The R-26 also supports MP3, and you can record to WAV/BWF and MP3 formats simultaneously.

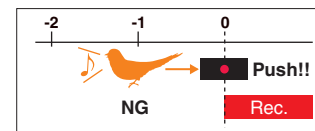
## An onboard limiter and low-cut filter reduces distortion and noise.

The back end of the mic preamp is fitted with a limiter and low-cut filter. By activating the limiter, you can reduce distortion caused by excessive input levels. Activate the low-cut filter to reduce unwanted low-frequency content that often occurs with voice, wind noise, and various environmental vibrations. Three cut-off frequencies are selectable: 100, 200, or 400 Hz.

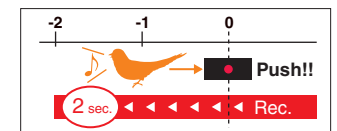
## With Pre-recording, you'll never miss a recording opportunity.

The R-26 is equipped with a multitude of convenient functions that help you achieve your recording objectives with ease. One such function is Pre-recording, where your recording actually begins two seconds before you initiate it. This ensures you won't miss the very beginning of a recording, even when you're late in pressing the Record button. This is a great feature for capturing environmental sounds as they occur, such as chirping birds.

### ■ Pre-recording OFF



### ■ Pre-recording ON



If you're late in pressing the Record button, Pre-recording starts your recording from a point in time two seconds earlier.

## AUTO-SENS analyzes and recommends the optimum input level to help prevent recording errors.

Setting the optimum recording level is essential for making high-quality recordings. To assist you, the R-26 is equipped with an AUTO-SENS function that automatically determines the appropriate mic sensitivity for different sources by analyzing the input level. This helps you quickly set the optimum level and avoid recording errors such as distortion and insufficient levels.



## Easy-to-use onboard editing allows you to split and merge projects, as well as delete unneeded portions.

The R-26's editing capabilities allow you to edit your sound recordings on the spot. In addition to basic functions such as selecting, copying, moving, and deleting projects, you can also split, merge, and delete (trim) sections. This lets you to complete your editing work right on the R-26.

## A large touch panel display for intuitive fingertip operation.

A major feature of the R-26 is its large touch panel display, which allows for quick and intuitive operation. The hi-res LCD shows small text and graphics clearly and sharply, with a high-luminance backlight for perfect visibility in any lighting. You can easily check levels on a responsive graphic meter, and use the waveform display for sound editing.





**Dedicated, often-used hardware controls were designed from scratch to ensure easy operation.**

The R-26's design prioritizes ease of use over all else. The two input knobs are large and easy to operate, letting you make fine adjustments to your input levels. Other controls that you'll be using often are provided as dedicated hardware switches. It's easy to know which switch to use at a glance, enabling intuitive, stress-free operation in any situation.



**Supports three different power modes: AC, plus internal or external batteries.**



Designed to run on four AA batteries, generic external batteries, or its included AC adaptor, the R-26 gives you a wide range of power options to handle any mobile recording environment.

**Integrated audio interface function allows you to send the audio input directly to your PC.**



The R-26 functions as a USB audio interface for your PC (Windows or Mac), allowing you to send the sound you've captured on its built-in stereo mics or external mics/devices directly to your favorite DAW program. This functionality is also perfect for capturing high-quality audio for Internet streaming applications, such as music performance videos.

**The R-26's extensive set of useful functions support a diverse range of applications.**

- The Marker function allows you to manually set markers to begin playback of your recordings at any point in their timeline. You can also set markers automatically during recording based on different conditions.
- A Voice Memo function lets you to add up to 30 seconds of audio to an existing recording, great for adding location notes and other identifying information.
- Playback speed can be adjusted between 50% and 150%.
- The Repair function aids in fixing audio files that have become damaged.
- Equipped with a USB 2.0 connector that supports USB mass storage—a USB cable is all you need to send data at high speed to your PC.
- A Preview Monitor on the side enables you to check your recordings without connecting headphones.
- A threaded hole on the rear panel allows you to mount the R-26 onto a generic camera tripod or stand.



**cakewalk** by Roland **ASIO** **USB** for Windows

## SONAR LE

Comes bundled with SONAR X1 LE, a streamlined version of Cakewalk's SONAR X1 DAW program. This is a handy tool not only for editing and mixing audio recorded on the R-26, but also a powerful platform for any type of pro audio production.

\* For more info, visit [www.cakewalk.com](http://www.cakewalk.com)

■ Front panel	■ Rear panel	■ Left side panel	■ Right side panel	■ Top	■ Bottom		
							
<table border="0" style="width: 100%;"> <tr> <td style="width: 50%; vertical-align: top;"> <p>1 Touch panel display</p> <p>2 INPUT LEVEL knobs</p> <p>3 Battery compartment</p> <p>4 Tripod mounting socket</p> <p>5 SD card slot</p> <p>6 USB connector</p> <p>7 POWER/HOLD switch</p> <p>8 DC IN jack</p> </td> <td style="width: 50%; vertical-align: top;"> <p>9 PLUG IN MIC jack</p> <p>10 Preview Monitor</p> <p>11 PHONES jack</p> <p>12 VOLUME dial</p> <p>13 Omnidirectional (OMNI) mic</p> <p>14 Directional (XY) mic</p> <p>15 XLR/TRS jack</p> </td> </tr> </table>						<p>1 Touch panel display</p> <p>2 INPUT LEVEL knobs</p> <p>3 Battery compartment</p> <p>4 Tripod mounting socket</p> <p>5 SD card slot</p> <p>6 USB connector</p> <p>7 POWER/HOLD switch</p> <p>8 DC IN jack</p>	<p>9 PLUG IN MIC jack</p> <p>10 Preview Monitor</p> <p>11 PHONES jack</p> <p>12 VOLUME dial</p> <p>13 Omnidirectional (OMNI) mic</p> <p>14 Directional (XY) mic</p> <p>15 XLR/TRS jack</p>
<p>1 Touch panel display</p> <p>2 INPUT LEVEL knobs</p> <p>3 Battery compartment</p> <p>4 Tripod mounting socket</p> <p>5 SD card slot</p> <p>6 USB connector</p> <p>7 POWER/HOLD switch</p> <p>8 DC IN jack</p>	<p>9 PLUG IN MIC jack</p> <p>10 Preview Monitor</p> <p>11 PHONES jack</p> <p>12 VOLUME dial</p> <p>13 Omnidirectional (OMNI) mic</p> <p>14 Directional (XY) mic</p> <p>15 XLR/TRS jack</p>						

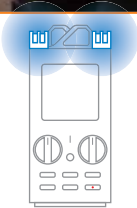
<p>Cover/Windscreen Set for R-26 <b>OP-R26CW</b></p>  <p>This custom-designed accessory set includes an easy-to-use cover, a strap, and a windscreen for outdoor recording with the R-26.</p>	<p>Microphone Stand <b>ST-100MB</b></p>  <p>Stereo Microphone <b>CS-50</b></p> 	<p>Microphone Stand Adaptor <b>OP-MSA1</b></p>  <p>Condenser Microphone <b>DR-80C</b></p>  <p>Stereo Microphone <b>CS-15S</b></p> 	<p>Binaural Microphones/Earphones <b>CS-10EM</b></p>   <p>■ Artist's conception of recording and auditory field.</p> <p>The CS-10EM is an earphone-integrated stereo condenser mic for making binaural recordings. Binaural recordings create a realistic sound image that reproduces a sense of the vertical and lateral expanse, as well as a sense of distance, 360 degrees around the listener's head.</p>
--	---	--	--

Achieve professional results in a diverse range of recording applications by using the built-in mics along with external mics in a variety of combinations.



### Recording musical instruments and vocals

OMNI (omnidirectional) mics are the basic mics to use for recording solo instruments and vocals. This type of mic allows you to not only accurately capture the direct sound, but the ambience as well.



2ch Rec.

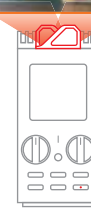
#### Applied mics

Omnidirectional (OMNI)



### Outdoor recordings

XY (directional) mics are ideal for accurately capturing environmental sounds such as passing trains and cars, chirping birds, and water flowing down a stream.



2ch Rec.

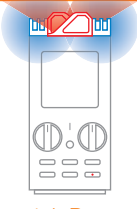
#### Applied mics

Directional (XY)



### Recording concerts in performance halls

Combining the OMNI and XY mics is the optimum way to record concerts in music halls and theaters. You can freely adjust the mics' mix and balance for the best sound image and tone.



4ch Rec.

#### Applied mics

Omnidirectional (OMNI)  
Directional (XY)



### Recording acoustic bands

Use all six channels for recording jazz bands and other ensembles. Connect external mics to the XLR jacks and aim them at solo instruments for a great up-close sound.



6ch Rec.

#### Applied mics

Omnidirectional (OMNI): Ambience  
Directional (XY): Ambience  
Analog (XLR): Direct



### Recording in nightclubs

Use the R-26's XY mics, and simultaneously capture a feed from the mixing board via the combo inputs. In addition, you can connect a plug-in mic to record voice memos at different points during the show.



6ch Rec.

#### Applied mics

Directional (XY): Ambience  
Analog (XLR): Line  
Plug-In: Voice memo



### Experiment with multiple mics of different types

Connect mics to the XLR jacks and the Plug-In jack, then listen to each of them along with the built-in mics to choose the one you like the best for your particular application.



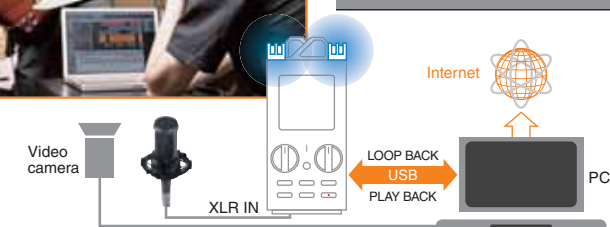
6ch Rec.

#### Applied mics

Analog (XLR, Omnidirectional Mic)  
Analog (XLR, Shotgun Mic)  
Plug-In (Binaural Mic)



### USB audio interface for Mac/Windows



The R-26 works as a stereo USB audio interface with a built-in mic, making it perfect for PC music recording, web streaming, and multimedia applications. Also, Loop Back lets you mix PC audio with live audio input.

### R-26 Recording Modes

REC MODE	REC SOURCE	Recorded File				
		XY	OMNI	INT (XY + OMNI)	ANALOG 1/L 2/R	PLUG-IN (STEREO)
1 CHANNEL	ANALOG (MONO)				✓	
	INTERNAL*			✓		
2 CHANNEL (1 stereo)	ANALOG				✓	
	ANALOG (MONO)				✓	✓
	PLUG-IN					✓
4 CHANNEL (2 stereo)	XY + OMNI	✓	✓			
	INTERNAL* + ANALOG			✓	✓	
	ANALOG + PLUG-IN				✓	✓
6 CHANNEL (3 stereo)	XY + PLUG-IN					✓
	XY + OMNI + INT*	✓	✓	✓		
	XY + OMNI + ANALOG	✓	✓		✓	
	XY + ANALOG + P-IN	✓			✓	✓

\* Audio interface functionality supports two-channel I/O only.

\* The INTERNAL rec source is an adjustable blend of the XY and OMNI mics.

## R-26 Specifications

Recorder Part				
Tracks	6 (3 stereo)			
Signal Processing	AD/DA conversion: 24-bit 96.0, 88.2, 48.0, 44.1 (kHz)			
Data Type	For Recording	WAV/BWF	Sampling Rate	96.0, 88.2, 48.0, 44.1 (kHz)
			Bit Depth	24, 16 (bits)
		MP3 (MPEG-1 Audio Layer 3)	Sampling Rate	48.0, 44.1 (kHz)
			Bit Rates	320, 160, 128 (kbps)
		WAV + MP3	Sampling Rate	48.0, 44.1 (kHz)
			Bit Depth	16 bits
	For Playback	WAV/BWF	Sampling Rate	96.0, 88.2, 48.0, 44.1 (kHz)
			Bit Depth	24, 16 (bits)
		MP3 (MPEG-1 Audio Layer 3)	Sampling Rate	48.0, 44.1 (kHz)
			Bit Rates	32 - 320 kbps or VBR (Variable Bit Rate)
Memory Card	SD Card (SDHC format compatible)			
Input/Output				
Audio Inputs	Internal stereo microphone	Omnidirectional (OMNI) mic Directional (XY) mic		
	Analog input 1/L, 2/R (XLR/TRS combo type)	XLR type (phantom powered) 1/4-inch TRS phone type (balanced/unbalanced)		
	Plug-in powered mic input	Stereo miniature phone type		
Audio Output	Phones (Stereo miniature phone type)			
Nominal Input Level (Variable) * Input Level Knob : Center	Analog input 1/L, 2/R	+4, -2, -8, -14, -20, -26, -32, -38, -44, -50, -56, -62 (dBu)		
		LOW	-7.5 dBu	
	Plug-in powered mic input	MID	-21.0 dBu	
Input Impedance	Analog input 1/L, 2/R	5 k ohms		
		MID/HIGH	3 k ohms	
	Plug-in powered mic input	LOW	2 k ohms	
Maximum Input	Analog Input 1/L, 2/R	+24 dBu (SENS = +4 dBu)		
	Plug-in powered mic input	+4 dBu (SENS = LOW)		
Output Level	35 mW + 35 mW (In case 16 ohms load)			
Recommended Load Impedance	16 ohms or greater			
Frequency Response	20 Hz — 40 kHz			
Phantom Power	48 V ± 4 V 10 mA or less in all channels			
USB Interface	Mini-B type connector USB mass storage device class USB audio (Hi-Speed USB)			
Other				
Power Supply	AC adaptor Alkaline dry battery LR6 (AA) type x 4 Rechargeable Ni-MH battery (AA, HR6) X 4			
Current Draw	500 mA			
Dimensions	82.0 (W) x 180.1 (D) x 41.1 (H) mm 3-1/4 (W) x 7-1/8 (D) x 1-5/8 (H) inches			
Weight	0.37 kg / 14 oz (excluding batteries)			

\* 0 dBu = 0.775 Vrms

## System Requirements

USB Mass Storage			
Windows		Mac	
OS	Microsoft® Windows® 7 / Windows Vista® / Windows® XP Home / Windows® XP Professional	OS	Mac OS X 10.2 or later
Computer	Windows compatible PC equipped with a USB2.0 or 1.1 port	Computer	Apple® Mac® series computer with onboard USB port
USB Audio U/F			
Windows		Mac	
OS	Microsoft® Windows® 7 / Windows Vista® SP1 or later / Windows® XP Home / Windows® XP Professional SP2 or later	OS	Mac OS X 10.4.11 or later
Computer	Windows compatible PC equipped with a USB 2.0 port	Computer	Apple® Mac® series computer with onboard USB 2.0

## Recording Time (unit: hours)

Data Format		Memory Size				
		2 GB	4 GB	8 GB	16 GB	32 GB
WAV/BWF	16-bit, 44.1 kHz STEREO	3.0	6.1	12.2	24.5	48.9
	24-bit, 96.0 kHz STEREO	0.9	1.9	3.7	7.5	15.0
	16-bit, 44.1 kHz 4 CH	1.5	3.1	6.1	12.2	24.5
	24-bit, 96.0 kHz 4 CH	0.5	0.9	1.9	3.7	7.5
	16-bit, 44.1 kHz 6 CH	1.0	2.0	4.1	8.2	16.3
MP3	24-bit, 96.0 kHz 6 CH	0.3	0.6	1.2	2.5	5.0
	128 kbps	33.0	67.0	134.0	269.0	539.0
WAV/BWF + MP3	320 kbps	13.0	27.0	53.0	107.0	215.0
	16-bit + 128 kbps 44.1 kHz	2.8	5.6	11.2	22.4	44.9
	16-bit + 128 kbps 48.0 kHz	2.5	5.2	10.4	20.7	41.5

\* Each recording time is approximate. The times may change depending on the card specifications.

\* When multiple WAV/BWF files are recorded at once, the recording time will be shorter than shown above.

## R-26 package contents

